




Your Better Choice

COMMERCIAL AND PROFESSIONAL
DRY / WET & DRY
vacuum cleaners

CATALOG

INDEX

TMB IS	4
YOUR BETTER CHOICE	5
VACUUM CLEANERS LINES	6
VACUUM CLEANERS FEATURES	8
VACUUM CLEANERS CERTIFICATIONS	10
DRY VACUUM CLEANERS	11
WET & DRY VACUUM CLEANERS	31
SPECIAL VACUUM CLEANERS	67
WORKING BRANCHES	71



Since 1980

TMB is



RELIABILITY

For over thirty years we have been dealing with professional and industrial cleaning.


PRODUCT

We design and manufacture our products in Italy, ensuring the best quality and assistance.



CUSTOMIZATION

TMB is your ideal partner, attentive to the needs of market and ready to satisfy your requests.



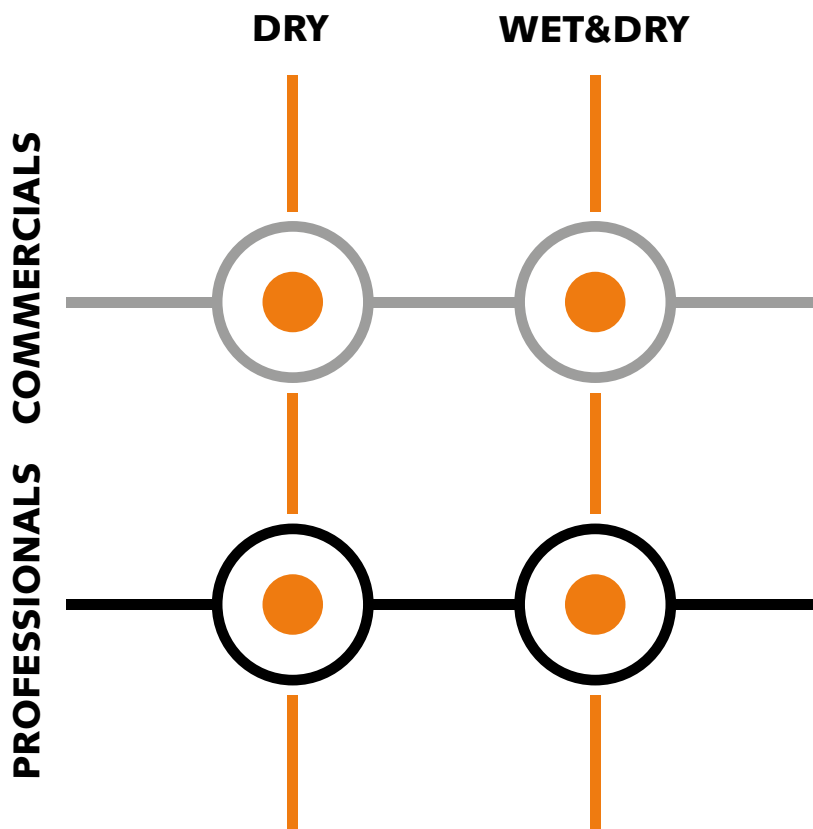
Your better CHOICE

In over thirty years of experience TMB has structured its product offering in order to respond to all market needs.

Vacuum cleaner families are divided into commercial/professional and dry/wet & dry. The range of vacuum cleaners is completed by

a series of machines for special applications.

All vacuum cleaners are made with plastic tanks (injection, blow molding and rotational) or stainless steel and can be combined with a series of kits and accessories.




You cannot find what you are looking for?
Let's create it together!

Our team is able to satisfy all of your requirements.

Vacuum Cleaners

DRY



ATOM BACKPACK



ATOM



DRYVER



PICCOLO



SILENT LINE



FAST LINE



TOP LINE



EASY LINE



JOB LINE



PRIME LINE



**PRO TEAM LINE
TEAM LINE**

LEGEND

- Commercials**
- Professionals and Special Applications**

Vacuum Cleaners

WET & DRY



ATOM PLUS



SILENT LINE



QUICK LINE



FAST LINE



TOP LINE



EXTRACT TOP LINE



EASY LINE



JOB LINE



EXTRACT JOB LINE



PRIME LINE



**PRO TEAM LINE
TEAM LINE**



**EXTRACT PRO TEAM LINE
EXTRACT TEAM LINE**



REMOTE




SABINOX



**VACUUM CLEANER
WITH PUMP**

Features of our VACUUM CLEANERS



.01 SILENT

Machines equipped with power regulator that can lower the sound level below 50 dB.



.02 POWERFUL

Our machines can be equipped with bypass motors up to 1400 W of power.



.03 DIMENSIONS

In our range of vacuums the capacity of the tanks varies from 9 to 110 liters.



.04 MATERIALS

We only use resistant materials like polyethylene, polypropylene and stainless steel.



.05 FILTERS

All the aspects of a vacuum cleaner are being treated in all the details: from the paper filters, to HEPA H14 and washable polyester filters.



Features of our VACUUM CLEANERS

We only use high quality products subject to high stress test levels.

.06
ACCESSORIES



TMB can produce OEM vacuum cleaners.

.07
BRANDS



Our machines are certified to be sold also abroad.

.08
CERTIFICATIONS



Reliability guaranteed by latest generation motors and quality components.

.09
SAVING




We design and manufacture our products in Italy.
We look forward to seeing you in Verona.

.10
MADE IN ITALY



Certifications

VACUUM CLEANERS




TMB is a company that guarantees reliability. Constant research and development are the key points we have chosen to guarantee the quality of the products which also have the certifications required in numerous export countries.

Precisely on the concept of certification, TMB wants to put more emphasis; we offer a variety of products: from small and silent vacuum cleaners to ATEX without forgetting about special requirements for different countries or certifications for toxic dust. TMB wants to be a guarantee for everyone.



DRY

VACUUM CLEANERS



ATOM	12
DRYVER	13
PICCOLO	16
SILENT LINE	20
FAST LINE	21
TOP LINE	21
EASY LINE	22
JOB LINE	22
PRIME LINE	23
PRO TEAM LINE	23
TEAM LINE	24



DRY

VACUUM CLEANERS



ATOM BACKPACK

Backpack vacuum cleaner suitable for professional use, extremely light and practical, comfortable to wear thanks to its low weight and its adjustable padded shoulders.



ATOM

Compact entry product, ideal for cleaning companies and hotels.



For ACCESSORIES KIT and OPTIONALS, please see at the end of this section.

	ATOM BACKPACK	ATOM
Model Code	109588 (Shuko) / 109605 (UK)	108522
Nr. of motors	1	1
Motor code	450817	443495
Stages	1-stage	1-stage
Voltage-Frequency (V ; Hz)	230 ; 50/60	220-240 ; 50/60
Power (W)	700	700
Airflow (l/s)	35	35
Water lift (mm H ₂ O ; kPa)	21 ± 15	1700 ; 17
Tank capacity (l)	4	10
Plug	EU (Shuko) / UK	-
Bag capacity (l)	4	9
Tank material	Polypropylene	Polypropylene
Cable length (m)	15 (Shuko yellow, UK black)	7
Noise level (ISO 11201) (dB)	76	76
Weight (Kg)	6,8	6,3
Sizes (cm)	25,1x22x57,1	37x39x35,5
Accessories kit	ATOM BACKPACK	ATOM

DRY

VACUUM CLEANERS

DRYVER

Vacuum cleaner line with tanks of 10 and 15 lt. On/Off switch by foot, detachable cable and silent are the characteristics that make this product one of the most wanted in the cleaning sector.



DRYVER 10 R



DRYVER 10 RE



DRYVER 15 R



DRYVER 15 RE



DRYVER 15 REH

For ACCESSORIES KIT and OPTIONALS, please see at the end of this section.

	DRYVER 10 R	DRYVER 10 RE	DRYVER 15 R	DRYVER 15 RE	DRYVER 15 REH
Model Code	106036	106037	106039	106040	106651
Nr. of motors	1	1	1	1	1
Motor code	439672	439672	439672	439672	439672
Stages	1-stage	1-stage	1-stage	1-stage	1-stage
Voltage / Frequency (V ; Hz)	220-240 ; 50/60	220-240 ; 50/60	220-240 ; 50/60	220-240 ; 50/60	220-240 ; 50/60
Power (W)	800	800	800	800	800
Airflow (l/s)	36	36	36	36	36
Water lift (mm H ₂ O ; kPa)	2100 ; 21	2100 ; 21	2100 ; 21	2100 ; 21	2100 ; 21
Tank capacity (l)	10	10	15	15	15
Bag capacity (l)	5	5	10	10	10
Tank material	Polypropylene	Polypropylene	Polypropylene	Polypropylene	Polypropylene
Cable length (m)	10	10	10	10	10
Noise level (ISO 11201) (dB)	61	61	61	61	61
Weight (Kg)	6	6	6	6	6
Sizes (cm)	36,5x41,5x33	36,5x41,5x33	36,5x69,8x44	36,5x77,8x44	40x53x42
Accessories kit (code)	222931	222931	222931	222931	222931

DRY

VACUUM CLEANERS



Filtering Kit ATOM BACKPACK.



Paper filter ATOM DRY (optional).



Easy access to paper bag.



Detachable with high visibility cable (version-R).



On/Off switch by foot.



"Energy saver" mode to increase/decrease the power of the motor (version-E).



Special handle which can be used as cable reel for models R and RE and which allows the metal tubes to be hanged up.



Accessories holder and cable hook.



Four filters are available: (1) Paper bag, (2) Cotton/cloth filter, (3) Cartridge HEPA filter and (4) Exhaust sponge filter (HEPA filter is optional).



DRYVER 15 REH



DRY

VACUUM CLEANERS



PICCOLO

CLASSIC: With cartridge filter.
Available with 800 W motors.

PRIME: Practical cable reel on the cover, detachable cable.
Available with 800 W motors.

EXTRA: Practical cable reel on the cover and special handle which allows the metal tubes to be hanged up. Full bag alarm.
Available with 800 W motors.

BASIC: Optional cartridge filter.
Available with 800 W motors.

BASIC NEW: As above, but with flat cover and front handle.

STANDARD P: Full bag alarm, cartridge filter and additional electrical socket. Available with 800 W motors.



CLASSIC



PRIME



EXTRA



BASIC



BASIC NEW



STANDARD P

For ACCESSORIES KIT and OPTIONALS, please see at the end of this section.

	CLASSIC	PRIME	EXTRA	BASIC	BASIC NEW	STANDARD P
Model Code	107516	107520	107264	104101	105090	104102
Nr. of motors	1	1	1	1	1	1
Motor code	439672	440164	440164	439825	439825	439825
Stages	1-stage	1-stage	1-stage	1-stage	1-stage	1-stage
Voltage / Frequency (V ; Hz)	220-240 ; 50/60	220-240 ; 50/60	220-240 ; 50/60	220-240 ; 50/60	220-240 ; 50/60	220-240 ; 50/60
Power (W)	800	800	800	800	800	800
Airflow (l/s)	40	40	40	40	40	40
Water lift (mm H ₂ O ; kPa)	2000 ; 20	2000 ; 20	2000 ; 20	2000 ; 20	2000 ; 20	2000 ; 20
Tank capacity (l)	13	13	13	13	13	13
Bag capacity (l)	7	7	7	7	7	7
Tank material	Polypropylene	Polypropylene	Polypropylene	Polypropylene	Polypropylene	Polypropylene
Cable length (m)	10	10	10	10	10	10
Noise level (ISO 11201) (dB)	63	63	63	63	63	63
Weight (Kg)	7	7	7	7	7	7
Sizes (cm)	40x42x53	40x42x53	40x42x54	40x42x54	40x42x54	40x42x54
Accessories kit (code)	226311	226311	226312	217223	217223	217224



DRY VACUUM CLEANERS

PICCOLO



PLUS



PLUS NEW



PLUS HC

PLUS: Practical accessories holder, drawer filter and detachable cable.

PLUS NEW: Metal flat cover, practical accessories holder, drawer filter and detachable cable.

PLUS HC: Capacity 25 lt, practical accessories holder, drawer filter and detachable cable.

SILENZIO: Equipped with power regulator to decrease the noise level.



SILENZIO



FLY



INOX

FLY: Full bag alarm, cartridge filter and additional electrical socket. with 400 Hz motor for airplanes.

INOX: Metal flat cover and stainless steel tank, practical accessories holder, drawer filter and detachable cable.

For ACCESSORIES KIT and OPTIONALS, please see at the end of this section.

	PLUS	PLUS NEW	PLUS HC	SILENZIO	FLY	INOX
Model Code	104103	105091	104104	104106	104107	105092
Nr. of motors	1	1	1	1	1	1
Motor code	439825	439825	439825	439825	417805	439825
Stages	1-stage	1-stage	1-stage	1-stage	1-stage	1-stage
Voltage / Frequency (V ; Hz)	220-240 ; 50/60	220-240 ; 50/60	220-240 ; 50/60	220-240 ; 50/60	115-120 ; 440	220-240 ; 50/60
Power (W)	800	800	800	800	1200	800
Airflow (l/s)	40	40	40	40	50	40
Water lift (mm H ₂ O ; kPa)	2000 ; 20	2000 ; 20	2000 ; 20	2000 ; 20	2900 ; 25	2000 ; 20
Tank capacity (l)	13	13	25	13	13	13
Bag capacity (l)	7	7	15	7	7	7
Tank material	Polypropylene	Polypropylene	Polypropylene	Polypropylene	Polypropylene	Stainless Steel
Cable length (m)	10	10	10	15	15	15
Noise level (ISO 11201) (dB)	63	63	63	53/60	63	63
Weight (Kg)	7	7	8	7	7	7,5
Sizes (cm)	40x42x54	40x42x54	40x42x65	40x42x54	40x42x54	40x42x54
Accessories kit (code)	217225	217225	217225	217226	217223	217226

DRY

VACUUM CLEANERS



Removable accessories holder on the back side of the vacuum cleaners.



Additional electrical socket.



Detachable cable.



Power regulator to reduce the noise level.



Untwistable, high visibility cable.



PICCOLO PRIME

DRY

VACUUM CLEANERS



SILENT LINE

Professional entry range; practicality and economy are the elements that distinguish it.

Tank capacity from 22 to 25 liters, in polypropylene or polyethylene.

All the motors offer excellent performance both in depression and in air flow.



DRY P11



DRY P12



DRY P12 OVER SILENT

For ACCESSORIES KIT and OPTIONALS, please see at the end of this section.

	DRY P11	DRY P12	DRY P12 OVER SILENT
Model Code	100937	100952	100944
Nr. of motors	1	1	1
Motor code	439825	417796	439825
Stages	1-stage	1-stage	1-stage
Voltage / Frequency (V ; Hz)	230-240 ; 50/60	230-240 ; 50/60	230-240 ; 50/60
Power (W)	800	EU:800 ; EXTRA EU:1200	800
Airflow (l/s)	54	54	54
Water lift (mm H ₂ O ; kPa)	22	22	22
Tank capacity (l)	22	25	25
Bag capacity (l)	12	12	12
Tank material	Polypropylene	Polyethylene	Polyethylene
Cable length (m)	10	7	10
Noise level (ISO 11201) (dB)	70	70	63
Weight (Kg)	5,5	6	6
Sizes (cm)	36x49x36	38x48x38	38x48x38
Accessories kit (code)	204630	204628	204628

DRY

VACUUM CLEANERS



FAST LINE

Commercial vacuum cleaners available with polypropylene or stainless steel tank.



P411 D



A411 D

TOP LINE

Professional vacuum cleaners available with polypropylene or stainless steel tank.



P11 D



A11 D

For ACCESSORIES KIT and OPTIONALS, please see at the end of this section.

	P411 D	A411 D	P11 D	A11 D
Model Code	107881	107888	107591	107601
Nr. of motors	1	1	1	1
Motor code	439672	439672	443169	443169
Stages	1-stage	1-stage	1-stage	1-stage
Voltage / Frequency (V ; Hz)	220-240 ; 50/60	220-240 ; 50/60	220-240 ; 50/60	220-240 ; 50/60
Power (W)	EU:800 ; EXTRA EU:1200	EU:800 ; EXTRA EU:1200	EU:800 ; EXTRA EU:1200	EU:800 ; EXTRA EU:1200
Airflow (l/s)	40	40	40	40
Water lift (mm H ₂ O ; kPa)	2000 ; 20	2000 ; 20	2200 ; 22	2200 ; 22
Tank capacity (l)	22	22	22	22
Bag capacity (l)	12	12	12	12
Tank material	Polypropylene	Stainless steel	Polypropylene	Stainless steel
Cable length (m)	7	7	7	7
Noise level (ISO 11201) (dB)	70	70	70	70
Weight (Kg)	6,5	7,5	6,5	7,5
Sizes (cm)	43x43x64	43x43x64	43x43x64	43x43x64
Accessories kit (code)	225437	225437	225437	225437

DRY

VACUUM CLEANERS

EASY LINE

Commercial vacuum cleaners available with polypropylene or polyethylene tank.



P111 D



P112 D

JOB LINE

Professional vacuum cleaners available with polypropylene or stainless steel tank.



P211 D



A211 D

For ACCESSORIES KIT and OPTIONALS, please see at the end of this section.

	P111 D	P112 D	P211 D	A211 D
Model Code	106424	106425	107564	107572
Nr. of motors	1	1	1	1
Motor code	439672	439672	443169	443169
Stages	1-stage	1-stage	1-stage	1-stage
Voltage / Frequency (V ; Hz)	220-240 ; 50/60	220-240 ; 50/60	220-240 ; 50/60	220-240 ; 50/60
Power (W)	EU:800 ; EXTRA EU:1200	EU:800 ; EXTRA EU:1200	EU:800 ; EXTRA EU:1200	EU:800 ; EXTRA EU:1200
Airflow (l/s)	40	40	40	40
Water lift (mm H ₂ O ; kPa)	2000 ; 20	2000 ; 20	2200 ; 22	2200 ; 22
Tank capacity (l)	22	25	22	22
Bag capacity (l)	12	12	12	12
Tank material	Polypropylene	Polyethylene	Polypropylene	Stainless steel
Cable length (m)	10	10	10	10
Noise level (ISO 11201) (dB)	70	70	70	70
Weight (Kg)	6,5	7	6,5	7,5
Sizes (cm)	40x38x57	40x38x57	40x38x57	40x38x57
Accessories kit (code)	223244	223245	225437	225437

DRY

VACUUM CLEANERS



PRIME LINE

Commercial vacuum cleaners available with polypropylene, polyethylene or stainless steel tank.



P611 DM



P611 D
P611 D 1200W



P612 D
P612 D 1200W



A611 D
A611 D 1200W

PRO TEAM LINE

Professional vacuum cleaners available with polypropylene, polyethylene or stainless steel tank.



P711 DM



P711 D
P711 D 1200W



P712 D
P712 D 1200W



A711 D
A711 D 1200W

For ACCESSORIES KIT and OPTIONALS, please see at the end of this section.

	P611 DM	P611 D	P611 D 1200W	P612 D	P612 D 1200W	A611 D	A611 D 1200W	P711 DM	P711 D	P711 D 1200W	P712 D	P712 D 1200W	A711 D	A711 D 1200W
Model Code	108459	108260	108369	108345	108370	108273	108371	108458	108401	108405	108404	108406	108402	108410
Nr. of motors	1	1	1	1	1	1	1	1	1	1	1	1	1	1
Motor code	439672	439672	437236	439672	437236	439672	437236	440164	440164	443169	440164	440164	440164	440164
Stages	1-stage	1-stage	1-stage	1-stage	1-stage	1-stage	1-stage	1-stage	1-stage	1-stage	1-stage	1-stage	1-stage	1-stage
Voltage / Frequency (V ; Hz)	220-240 ; 50/60	220-240 ; 50/60	220-240 ; 50/60	220-240 ; 50/60	220-240 ; 50/60	220-240 ; 50/60	220-240 ; 50/60	220-240 ; 50/60	220-240 ; 50/60	220-240 ; 50/60	220-240 ; 50/60	220-240 ; 50/60	220-240 ; 50/60	220-240 ; 50/60
Power (W)	800	800	1200	800	1200	800	1200	800	800	1200	800	1200	800	1200
Airflow (l/s)	40	40	42	40	42	40	42	40	40	42	40	42	40	42
Water lift (mm H ₂ O ; kPa)	2000 ; 20	2000 ; 20	2200 ; 22	2000 ; 20	2200 ; 22	2000 ; 20	2200 ; 22	2200 ; 22	2200 ; 22	2200 ; 22	2200 ; 22	2200 ; 22	2200 ; 22	2200 ; 22
Tank capacity (l)	22	22	22	25	25	22	22	22	22	22	25	25	22	22
Bag capacity (l)	12	12	12	12	12	12	12	12	12	12	12	12	12	12
Tank material	PP	PP	PP	PE	PE	Stainless steel	Stainless steel	PP	PP	PP	PE	PE	Stainless steel	Stainless steel
Cable length (m)	7	7	7	7	7	7	7	7	7	7	7	7	7	7
Noise level (ISO 11201) (dB)	70	70	72	70	72	70	72	70	70	72	70	72	70	72
Weight (Kg)	7	7	7	8	8	7,5	7,5	7	7	7	8	8	7,5	7,5
Sizes (cm)	43x43x64	43x43x64	43x43x64	43x43x64	43x43x64	43x43x64	43x43x64	43x43x64	43x43x64	43x43x64	43x43x64	43x43x64	43x43x64	43x43x64
Accessories kit (code)	225437	225437	225437	225437	225437	225437	225437	225437	225437	225437	225437	225437	225437	225437

DRY
VACUUM CLEANERS

TEAM LINE

Professional vacuum cleaners available with polypropylene, polyethylene and stainless steel tank.




P511 D
P511 D 1200W



P512 D
P512 D 1200W



A511 D
A511 D 1200W



TEAM LINE has a washable cartridge filter which can be cleaned with the SHIFT & CLEAN system.

For ACCESSORIES KIT and OPTIONALS, please see at the end of this section.

	P511 D	P511 D 1200W	P512 D	P512 D 1200W	A511 D	A511 D 1200W
Model Code	108020	108366	108342	108367	108024	108368
Nr. of motors	1	1	1	1	1	1
Motor code	440164	443169	440164	443169	440164	443169
Stages	1-stage	1-stage	1-stage	1-stage	1-stage	1-stage
Voltage / Frequency (V ; Hz)	220-240 ; 50/60	220-240 ; 50/60	220-240 ; 50/60	220-240 ; 50/60	220-240 ; 50/60	220-240 ; 50/60
Power (W)	800	1200	800	1200	800	1200
Airflow (l/s)	40	42	40	42	40	42
Water lift (mm H ₂ O ; kPa)	2200 ; 22	2200 ; 22	2200 ; 22	2200 ; 22	2200 ; 22	2200 ; 22
Tank capacity (l)	22	22	25	25	22	22
Bag capacity (l)	12	12	12	12	12	12
Tank material	PP	PP	PE	PE	Stainless steel	Stainless steel
Cable length (m)	7	7	7	7	7	7
Noise level (ISO 11201) (dB)	70	72	70	72	70	72
Weight (Kg)	7	7	8	8	7,5	7,5
Sizes (cm)	43x43x64	43x43x64	43x43x64	43x43x64	43x43x64	43x43x64
Accessories kit (code)	225437	225437	225437	225437	225437	225437

DRY

KIT



KIT Atom Backpack Ø 35 mm

- 450815 - Flex tube with sleeve 1,5m with plastic handle (2 pcs)
- 450816 - Plastic tube (2 pcs)
- 450923 - Combined brush
- 450924 - Flat lance
- 450926 - Round brush
- 450813 - Paper bag
- 450814 - Cloth filter



KIT Atom Dry Ø 32 mm

- 442805 - Combined brush
- 442804 - Flat lance with integrated small brush
- 446828 - Set 3 aluminium tubes
- 446896 - Complete flex hose



222931 - KIT Smarty HE Ø 32 mm

- 225600 - Flex Kit Dryver
- 417924 - Telescopic ext. wand
- 417700 - Flat lance
- 416977 - Small brush
- 417835 - Round brush
- 443407 - High efficiency nozzle



226311 - KIT Basic HE Ø 32 mm

- 427894 - Suction hose + cuff
- 427887 - Plastic bent handle
- 400560 - Chrome ext. steel wand
- 417700 - Flat lance
- 416977 - Small brush
- 417835 - Round brush
- 443407 - High efficiency nozzle



217223 - KIT Basic Ø 32 mm

- 427894 - Suction hose + cuff
- 427887 - Plastic bent handle
- 400560 - Chrome ext. steel wand
- 417700 - Flat lance
- 416977 - Small brush
- 417835 - Round brush
- 447022 - Combined brush



226312 - KIT Extra HE Ø 32 mm

- 441161 - Suction hose + handle
- 216952 - Telescopic ext. Kit
- 417700 - Flat lance
- 416977 - Small brush
- 417835 - Round brush
- 443407 - High efficiency nozzle



217226 - KIT Plus Ø 32 mm

- 420221 - Flex hose comp. + cuff
- 400559 - Steel bent handle
- 417924 - Telescopic ext. wand
- 417700 - Flat lance
- 416977 - Small brush
- 417835 - Round brush
- 442977 - Combined brush



223244 - KIT EASY Ø 32 mm

- 447022 - Combined brush
- 417475 - Suction hose + cuff
- 427887 - Plastic bent handle
- 400560 - Chrome steel wand ext. (2 pcs)
- 417700 - Flat lance
- 416977 - Small brush
- 417835 - Round brush



223245 - KIT EASY Extra Ø 32 mm

- 417475 - Suction hose + cuff
- 223249 - Telescopic wand Kit with insert
- 427887 - Plastic bent handle
- 417700 - Flat lance
- 416977 - Small brush
- 417835 - Round brush
- 447022 - Combined brush

DRY

KIT AND MOTORS



217225 - KIT Plus Ø 37 mm
 417475 - Suction hose + cuff
 400566 - Chromed bent handle
 417734 - Rotating cuff
 400567 - Telescopic ext. wand
 417701 - Flat lance
 416978 - Small brush
 417837 - Round brush
 442978 - Combined brush



217224 - KIT Standard Ø 37 mm
 427894 - Suction hose + cuff
 427888 - Plastic bent handle
 400567 - Telescopic ext. wand
 417701 - Flat lance
 416978 - Small brush
 417837 - Round brush
 442978 - Combined brush



225437 - KIT Ø 37 mm
 417475 - Suction hose + cuff
 427888 - Plastic bent handle
 401075 - Chromed extension wand
 417701 - Flat lance
 416978 - Small brush
 442978 - Combined brush



204630 - KIT DRY/P Ø 37 mm
 427894 - Suction hose + cuff
 444795 - Plastic extension wand
 427888 - Plastic bent handle
 417701 - Flat lance
 416978 - Small brush
 417837 - Round brush
 442978 - Combined brush



204628 - KIT DRY/A Ø 37 mm
 427894 - Suction hose + cuff
 401075 - Chromed extension wand
 400566 - Chromed bent handle
 417701 - Flat lance
 416978 - Small brush
 417837 - Round brush
 442978 - Combined brush
 417734 - Rotating cuff



431651 - Combined floor turbo-brush for rugs, textile and hard floor coverings.
 (OPTIONAL – Available only for dry models with Ø 32 mm accessories kit).



443495
 1-STAGE - 800W



439672
 1-STAGE - V1J 800W



440164
 1-STAGE - D 800W



439825
 1-STAGE - A 700W



417805
 1-STAGE - A 110V-1200W



443169
 1-STAGE - D 230V-1200W



437236
 1-STAGE - V1J 1200W



417796
 1-STAGE - A 230V-1200W

DRY

ACCESSORIES











			Atom	Atom Backpack	DRYVER					PICCOLO											
					Dryver 10R	Dryver 10RE	Dryver 15R	Dryver 15RE	Dryver 15REH	Piccolo Classic	Piccolo Prime	Piccolo Extra	Piccolo Basic	Piccolo Basic New	Piccolo Standard P	Piccolo Plus	Piccolo Plus New	Piccolo Plus HC	Piccolo Silenzio	Piccolo Fly	Piccolo Inox
	449105	Paper bag	-	-	-	-	-	-	-	◇	◇	◇	•	•	•	•	•	-	•	•	•
	443002	Microfiber bag	-	-	-	-	-	-	-	•	•	•	◇	◇	◇	◇	◇	•	◇	◇	◇
	438063	Paper bag	-	-	•	•	-	-	-	-	-	-	-	-	-	-	-	-	-	-	-
	438064	Paper bag	-	-	-	-	•	•	•	-	-	-	-	-	-	-	-	-	-	-	-
	450813	Paper bag	-	•	-	-	-	-	-	-	-	-	-	-	-	-	-	-	-	-	-
	442808	Paper bag	◇	-	-	-	-	-	-	-	-	-	-	-	-	-	-	-	-	-	-
	442800	Cloth bag	•	-	-	-	-	-	-	-	-	-	-	-	-	-	-	-	-	-	-
	418036	Reusable cotton bag	-	-	-	-	-	-	-	-	-	◇	◇	◇	◇	◇	◇	-	◇	◇	◇
	405417	Cartridge filter	-	-	-	-	-	-	-	◇	◇	•	◇	◇	•	•	•	•	•	•	•
	405435	Washable cartridge filter	-	-	-	-	-	-	-	◇	◇	◇	◇	◇	◇	◇	◇	◇	◇	◇	◇
	405418	HEPA cartridge filter	-	-	-	-	-	-	-	◇	◇	◇	◇	◇	◇	◇	◇	◇	◇	◇	◇
	441162	Cartridge filter	-	-	-	-	-	-	-	•	•	-	-	-	-	-	-	-	-	-	-
	417446	Inlet air filter	-	-	-	-	-	-	-	•	•	•	•	•	◇	◇	◇	◇	◇	◇	◇
	405419	Exhaust air filter	-	-	-	-	-	-	-	•	•	•	•	•	•	•	•	•	•	•	•
	438030	Inlet air filter	-	-	•	•	•	•	•	-	-	-	-	-	-	-	-	-	-	-	-
	436904	HEPA filter	-	-	◇	◇	◇	◇	◇	-	-	-	-	-	-	-	-	-	-	-	-
	405421	Active carbon filter	-	-	-	-	-	-	-	◇	◇	◇	◇	◇	◇	◇	◇	◇	◇	◇	◇
	405420	HEPA exhaust air filter	-	-	-	-	-	-	-	-	-	-	◇	◇	◇	-	-	-	-	◇	-
	417428	HEPA exhaust air filter	-	-	-	-	-	-	-	-	-	-	-	-	◇	◇	◇	◇	◇	-	◇
	432679	Conical cartridge filter	-	-	-	-	-	-	-	◇	◇	◇	◇	◇	◇	◇	◇	◇	◇	◇	◇
	412527	Accessories holder	-	-	-	-	-	-	-	◇	◇	•	◇	◇	◇	•	•	•	•	◇	•

• standard / ◇ optional / - not available

DRY

ACCESSORIES

			SILENT LINE			FAST LINE		TOP LINE		EASY LINE		JOB LINE		PRIME LINE			PRO TEAM LINE			TEAM LINE		
			DRY P11	DRY P12 Silent	DRY P12 Oversilent	P411 D	A411 D	P11 D	A11 D	P111 D	P112 D	P211 D	A211 D	P611 D	P612 D	A611 D	P711 DM	P711 D	A711 D	P511 D	P512 D	A511 D
	405443	Paper bag	◊	◊	◊	◊	◊	◊	◊	◊	◊	◊	◊	◊	◊	◊	◊	◊	◊	◊	◊	◊
	443004	Microfiber bag	•	•	•	◊	◊	•	•	•	•	•	•	•	•	•	•	•	•	•	•	•
	204652	Cloth filter	•	•	•	•	•	•	•	◊	◊	•	•	•	•	•	•	•	◊	◊	◊	◊
	445841	Cartridge filter	-	-	-	-	-	-	-	-	-	-	-	-	-	-	-	-	•	•	•	•
	405436	Cartridge filter	◊	◊	◊	◊	◊	◊	◊	◊	◊	◊	◊	◊	◊	◊	◊	◊	-	-	-	-
	405433	Washable cartridge filter	◊	◊	◊	◊	◊	◊	◊	◊	◊	◊	◊	◊	◊	◊	◊	◊	-	-	-	-
	405434	HEPA cartridge filter	◊	◊	◊	◊	◊	◊	◊	◊	◊	◊	◊	◊	◊	◊	◊	◊	-	-	-	-
	405432	Nylon filter	◊	◊	◊	◊	◊	◊	◊	◊	◊	◊	◊	◊	◊	◊	◊	◊	◊	◊	◊	◊

• standard / ◊ optional / - not available

WET & DRY

VACUUM CLEANERS



ATOM PLUS	32
SILENT LINE	33
QUICK LINE	34
FAST LINE	36
TOP LINE	38
EASY LINE	42
JOB LINE	44
PRIME LINE	48
PRO TEAM LINE	50
TEAM LINE	54

WET & DRY

VACUUM CLEANERS



ATOM PLUS

Practical and economic wet & dry vacuum cleaner. Good performance product, equipped with a removable and washable cartridge filter, with dust protection at the entrance that prevents it from clogging.



ATOM PLUS



Cartridge filter.



Protection to avoid fast clogging.



Accessories holder.



Cable holder hook.

For ACCESSORIES KIT and OPTIONALS, please see at the end of this section.

	ATOM PLUS
Model Code	108523
Nr. of motors	1
Motor code	446849
Stages	1-stage
Voltage / Frequency (V ; Hz)	220-240 ; 50/60
Power (W)	1200
Airflow (l/s)	51
Water lift (mm H ₂ O ; kPa)	1900 ; 19
Tank capacity (l)	20
Bag capacity (l)	9
Tank material	Polypropylene
Cable length (m)	4,5
Noise level (ISO 11201) (dB)	70
Weight (Kg)	6
Sizes (cm)	37,5x37,5x46
Accessories kit	Atom Plus



WET & DRY

VACUUM CLEANERS

SILENT LINE

Professional entry range; practicality and economy are the elements that distinguish it.

Tank capacity from 22 to 45 liters, in polypropylene, polyethylene or stainless steel.

All models have excellent performance motors both in depression and in air flow and are suitable for cleaning small and medium-sized surfaces and for professional DIY jobs, with an excellent quality/price ratio.



WET P11



WET P12



WET P25



WET P35



WET A11



WET A27

For ACCESSORIES KIT and OPTIONALS, please see at the end of this section.

	WET P11	WET P12	WET P25	WET P35	WET A11	WET A27
Model Code	101185	101191	101193	101196	101179	101181
Nr. of motors	1	1	1	1	1	1
Motor code	417803	417803	417803	417803	417803	417803
Stages	1-stage	1-stage	1-stage	1-stage	1-stage	1-stage
Voltage / Frequency (V ; Hz)	230-240 ; 50/60	230-240 ; 50/60	230-240 ; 50/60	230-240 ; 50/60	230-240 ; 50/60	230-240 ; 50/60
Power (W)	1100	1100	1100	1100	1100	1100
Airflow (l/s)	48	48	48	48	48	48
Water lift (mm H ₂ O ; kPa)	17	17	17	17	17	17
Tank capacity (l)	22	25	35	45	22	35
Bag capacity (l)	12	12	12	19	12	19
Tank material	Polypropylene	Polyethylene	Polyethylene	Polyethylene	Stainless steel	Stainless steel
Cable length (m)	7	7	7	7	7	7
Noise level (ISO 11201) (dB)	70	70	70	70	70	70
Weight (Kg)	5,5	6	7	10	6,5	8
Sizes (cm)	40x38x57	40x38x57	43x43x84	54x54x82	40x38x57	43x43x84
Accessories kit (code)	204651	204650	204650	204650	204650	204650

WET & DRY

VACUUM CLEANERS

QUICK LINE

Professional wet & dry vacuum cleaner with the "QUICK CLEAN" system in order to clean the filter without opening the machine.

The class M filter cartridge, located inside the head, not in contact with liquids,

allows the operator to work continuously and vacuum dust and liquids.

Tank capacity from 30 to 80 liters. The 80 liter version is equipped with a drain hose, an accessory holder and a special opening for internal washing of the tank.



Dirty filter, poor suction.

Don't switch off the machine; place the nozzle on the floor and press the push-button three or four times.

Really dirty filter, really low suction.

Don't switch off the machine; remove flex hose, stop hose inlet with the palm of the hand and press the push-button three or four times.



Wide surface cartridge filter inside the head: more efficiency and more tank capacity.



Removable float: more tank capacity for dry use.



Ergonomic hook for cordset.



P30



P60



P80

For ACCESSORIES KIT and OPTIONALS, please see at the end of this section.

	P30	P60	P80
Model Code	104320	104321	104322
Nr. of motors	1	1	1
Motor code	417804	417804	417804
Stages	1-stage	1-stage	1-stage
Voltage / Frequency (V / Hz)	230-240 ; 50/60	230-240 ; 50/60	230-240 ; 50/60
Power (W)	1200	1200	1200
Airflow (l/s)	51 - 184	51 - 184	51 - 184
Water lift (mm H ₂ O ; kPa)	2450 ; 24,5	2450 ; 24,5	2450 ; 24,5
Tank capacity (l)	30	60	80
Bag capacity (l)	19	19	29
Tank material	Polyethylene	Polyethylene	Polyethylene
Cable length (m)	10	10	10
Noise level (ISO 11201) (dB)	70	70	72
Weight (Kg)	16	17	24
Sizes (cm)	43x45x75	43x45x90	50x62x102
Accessories kit (code)	217763	217801	217801



TOP P358 WDM



WET & DRY

VACUUM CLEANERS



FAST LINE

Range of 1 or 2 motor vacuum cleaners, available with plastic or stainless steel tank. Versions with fixed trolley and optional draining hose kit are available to facilitate operations emptying. The front squeegee accessory is also available to easily suck up liquids on large surfaces. In some models there is a tilting trolley for more practical emptying.

Accessories are available with Ø 37/40/50 mm.



Optional front squeegee



P411 WD



P425 WD



P440 WDM



P458 WD



P458 WDM



P458 WDB

For ACCESSORIES KIT and OPTIONALS, please see at the end of this section.

	P411 WD	P425 WD	P440 WDM	P458 WD	P458 WDM	P458 WDB
Model Code	107882	107883	107884	107885	107886	107887
Nr. of motors	1	1	1	2	2	2
Motor code	437598	437598	437598	437598	437598	437598
Stages	2-stage	2-stage	2-stage	2-stage	2-stage	2-stage
Voltage / Frequency (V ; Hz)	220-240 ; 50/60	220-240 ; 50/60	220-240 ; 50/60	220-240 ; 50/60	220-240 ; 50/60	220-240 ; 50/60
Power (W)	1200	1200	1200	2400	2400	2400
Airflow (l/s)	46	46	46	90	90	90
Water lift (mm H ₂ O ; kPa)	2100 ; 21	2100 ; 21	2100 ; 21	2100 ; 21	2100 ; 21	2100 ; 21
Tank capacity (l)	22	35	60	77	77	77
Bag capacity (l)	12	19	19	25	25	25
Tank material	Polypropylene	Polyethylene	Polyethylene	Polypropylene	Polypropylene	Polypropylene
Cable length (m)	7	7	7	7	7	7
Noise level (ISO 11201) (dB)	70	70	70	72	72	72
Weight (Kg)	6,5	8	14	18,5	18,5	18,5
Sizes (cm)	43x43x64	43x43x84	43x43x84	55x67x104	55x67x104	55x67x104
Accessories kit (code)	223247	223248	223248	223248	223248	223248

WET & DRY

VACUUM CLEANERS



A411 WD



A427 WD



A458.1 WDM



A458 WD



A458.2 WDM



A458 WDB



A458.50 WDB



A458.50 WDM

For ACCESSORIES KIT and OPTIONALS, please see at the end of this section.

	A411 WD	A427 WD	A458.1 WDM	A458 WD	A458.2 WDM	A458 WDB	A458.50 WDM	A458.50 WDB
Model Code	107889	107890	107891	107892	107893	107894	107895	107896
Nr. of motors	1	1	1	2	2	2	2	2
Motor code	437598	437598	437598	437598	437598	437598	437598	437598
Stages	2-stage	2-stage	2-stage	2-stage	2-stage	2-stage	2-stage	2-stage
Voltage / Frequency (V ; Hz)	220-240 ; 50/60	220-240 ; 50/60	220-240 ; 50/60	220-240 ; 50/60	220-240 ; 50/60	220-240 ; 50/60	220-240 ; 50/60	220-240 ; 50/60
Power (W)	1200	1200	1200	2400	2400	2400	2400	2400
Airflow (l/s)	46	46	46	90	90	90	90	90
Water lift (mm H ₂ O ; kPa)	2100 ; 21	2100 ; 21	2100 ; 21	2100 ; 21	2100 ; 21	2100 ; 21	2100 ; 21	2100 ; 21
Tank capacity (l)	22	35	77	77	77	77	77	77
Bag capacity (l)	12	19	25	25	25	25	-	-
Tank material	Stainless steel	Stainless steel	Stainless steel	Stainless steel	Stainless steel	Stainless steel	Stainless steel	Stainless steel
Cable length (m)	7	7	7	7	7	7	7	7
Noise level (ISO 11201) (dB)	70	70	70	72	72	72	72	72
Weight (Kg)	7,5	9	16	20	20	20	20	20
Sizes (cm)	43x43x64	43x43x84	55x67x104	55x67x104	55x67x104	55x67x104	55x67x104	55x67x104
Accessories kit (code)	223247	223248	223248	223248	223248	223248	204637	204637

WET & DRY

VACUUM CLEANERS



TOP LINE

Range of 1 or 2 motor vacuum cleaners, available with plastic or stainless steel tank. Versions with fixed trolley and optional draining hose kit are available to facilitate operations emptying. The front squeegee accessory is also available to easily suck up liquids on large surfaces. In some models there is a tilting trolley for more practical emptying. Accessories are available with Ø 37/40/50 mm.



Optional front squeegee



P11 WD



P25 WD
P25 WD 1300



P40 WDM



P58.3 WD



P58.3 WDM
P58.4 WDM



P58.3 WDB
P58.4 WDB

For ACCESSORIES KIT and OPTIONALS, please see at the end of this section.

	P11 WD	P25 WD	P25 WD 1300	P40 WDM	P58.3 WD	P58.3 WDM	P58.4 WDM	P58.3 WDB	P58.4 WDB
Model Code	107590	107592	107593	107594	107595	107596	107597	107598	107599
Nr. of motors	1	1	1	1	2	2	2	2	2
Motor code	443460	443460	443458	443460	443460	443460	443458	443460	443458
Stages	2-stage	2-stage	2-stage	2-stage	2-stage	2-stage	2-stage	2-stage	2-stage
Voltage / Frequency (V ; Hz)	220-240; 50/60	220-240; 50/60	220-240; 50/60	220-240; 50/60	220-240; 50/60	220-240; 50/60	220-240; 50/60	220-240; 50/60	220-240; 50/60
Power (W)	1000	1000	1300	1000	2000	2000	2200	2200	2200
Airflow (l/s)	54	52	52	54	104	104	108	104	108
Water lift (mm H ₂ O ; kPa)	2300 ; 23	2100 ; 21	2100 ; 21	2300 ; 23	2100 ; 21	2100 ; 21	2300 ; 23	2100 ; 21	2300 ; 23
Tank capacity (l)	22	35	35	60	77	77	77	77	77
Bag capacity (l)	12	12	12	19	25	25	25	25	25
Tank material	PP	PE	PE	PE	PP	PP	PP	PP	PP
Cable length (m)	7	7	7	7	7	7	7	7	7
Noise level (ISO 11201) (dB)	70	70	70	70	72	72	72	72	72
Weight (Kg)	6,5	8	8	14	18,5	18,5	18,5	18,5	18,5
Sizes (cm)	43x43x64	43x43x84	43x43x84	55x67x104	55x67x104	55x67x104	55x67x104	55x67x104	55x67x104
Accessories kit (code)	225438	225439	225439	225439	225439	225439	225439	225439	225439

WET & DRY VACUUM CLEANERS



A11 WD



A27 WD



A58 WDM



A58.3 WD
A58.4 WD



A58.3 WDM
A58.4 WDM



A58.3 WDB
A58.4 WDB



A58.4.50 WDM



A58.4.50 WDB

For ACCESSORIES KIT and OPTIONALS, please see at the end of this section.

	A11 WD	A27 WD	A58 WDM	A58.3 WD	A58.4 WD	A58.3 WDM	A58.4 WDM	A58.3 WDB	A58.4 WDB	A58.4.50 WDM	A58.4.50 WDB
Model Code	107600	107602	107603	107605	107606	107607	107608	107609	107610	107611	107613
Nr. of motors	1	1	1	2	2	2	2	2	2	2	2
Motor code	443460	443460	443460	443460	443460	443460	443458	443460	443458	443458	443458
Stages	2-stage	2-stage	2-stage	2-stage	2-stage	2-stage	2-stage	2-stage	2-stage	2-stage	2-stage
Voltage / Frequency (V ; Hz)	220-240 ; 50/60	220-240 ; 50/60	220-240 ; 50/60	220-240 ; 50/60	220-240 ; 50/60	220-240 ; 50/60	220-240 ; 50/60	220-240 ; 50/60	220-240 ; 50/60	220-240 ; 50/60	220-240 ; 50/60
Power (W)	1000	1000	1000	2000	2000	2000	2200	2000	2200	2200	2200
Airflow (l/s)	54	54	54	104	108	104	108	104	108	108	108
Water lift (mm H ₂ O ; kPa)	2300 ; 23	2300 ; 23	2300 ; 23	2100 ; 21	2300 ; 23	2100 ; 21	2300 ; 23	2100 ; 21	2300 ; 23	2300 ; 23	2300 ; 23
Tank capacity (l)	22	35	77	77	77	77	77	77	77	77	77
Bag capacity (l)	12	19	25	25	25	25	25	25	25	-	-
Tank material	Stainless steel	Stainless steel	Stainless steel	Stainless steel	Stainless steel	Stainless steel	Stainless steel	Stainless steel	Stainless steel	Stainless steel	Stainless steel
Cable length (m)	7	7	7	7	7	7	7	7	7	7	7
Noise level (ISO 11201) (dB)	70	70	70	72	72	72	72	72	72	72	72
Weight (Kg)	7,5	9	16	20	20	20	20	20	20	20	20
Sizes (cm)	43x43x64	43x43x84	55x67x104	55x67x104	55x67x104	55x67x104	55x67x104	55x67x104	55x67x104	55x67x104	55x67x104
Accessories kit (code)	225438	225439	225439	225439	225439	225439	225439	225439	225439	204637	204637

WET & DRY

VACUUM CLEANERS



TOP XP

Vacuum cleaners with 1 or 2 motors with polyethylene tanks; a particularly robust material suitable for the most demanding applications.

Models XP80 and XP110 are equipped with a drain hose, accessories holder and a special opening for washing the tank.



XP30 WD




XP60 WD



XP80 WD



XP110.2 WD



Draining kit

For ACCESSORIES KIT and OPTIONALS, please see at the end of this section.

	XP30 WD	XP60 WD	XP80 WD	XP110.2 WD
Model Code	108917	108922	108923	108920
Nr. of motors	1	1	1	2
Motor code	443460	443460	443460	443458
Stages	2-stage	2-stage	2-stage	2-stage
Voltage / Frequency (V ; Hz)	220-240 ; 50/60	220-240 ; 50/60	220-240 ; 50/60	220-240 ; 50/60
Power (W)	1000	1000	1000	2200
Airflow (l/s)	52	52	52	108
Water lift (mm H ₂ O ; kPa)	2100 ; 21	2100 ; 21	2100 ; 21	2300 ; 23
Tank capacity (l)	40	60	80	110
Bag capacity (l)	19	19	25	25
Tank material	Polyethylene	Polyethylene	Polyethylene	Polyethylene
Cable length (m)	7	7	7	7
Noise level (ISO 11201) (dB)	72	72	72	72
Weight (Kg)	10	12	15	21
Sizes (cm)	43x45x65	43x45x90	61x48x94	67x51x96
Accessories kit (code)	225438	225438	225439	225439



WET & DRY

VACUUM CLEANERS

TOP LINE EXTRACT

Powerful and versatile multifunctional injection and extraction machines. They can also be used as wet & dry vacuum cleaners.

The large capacity tanks allow rapid and continuous use.



TOP P12



TOP P25



TOP A27



TOP A58.3
TOP A58.3 DP
TOP CAR

For ACCESSORIES KIT and OPTIONALS, please see at the end of this section.

	TOP P12	TOP P25	TOP A27	TOP A58.3	TOP A58.3 DP	TOP CAR
Model Code	100961	100963	107722	100958	100960	107831
Nr. of motors	1	1	1	2	2	2
Motor code	417803	417803	417803	443460	443460	443460
Stages	1-stage	1-stage	1-stage	2-stage	2-stage	2-stage
Voltage / Frequency (V ; Hz)	230-240 ; 50/60	230-240 ; 50/60	230-240 ; 50/60	230-240 ; 50/60	230-240 ; 50/60	230-240 ; 50/60
Power (W)	1100	1100	1100	2000	2000	2000
Airflow (l/s)	45	45	45	100	100	100
Vacuum (kPa)	17	17	17	22	22	22
Water lift (mm H ₂ O)	-	-	-	-	-	2200
Tank capacity (l)	25	35	35	77	77	77
Detergent capacity (l)	4	8	8	25	25	25
Pump pressure - Water flow (atm - l/m)	4 - 1	4 - 1	4 - 1	3,8 - 6	8 - 1,8	4 - 1
Cable length (m)	7	7	7	7	7	7
Noise level (ISO 11201) (dB)	70	70	70	71	71	71
Weight (Kg)	7	8	9	22	22	22
Sizes (cm)	43x43x64	43x43x84	43x43x84	55x76x102	55x76x102	55x76x102
Accessories kit (code)	204632	204632	204633	204633	204633	204633

WET & DRY

VACUUM CLEANERS



EASY LINE

Range of 1 or 2 motor vacuum cleaners, available with plastic or stainless steel tank. Versions with fixed trolley and optional draining hose kit are available to facilitate operations emptying. The front squeegee accessory is also available to easily suck up liquids on large surfaces. In some models there is a tilting trolley for more practical emptying. Accessories are available with Ø 37/40/50 mm.



Optional front squeegee



P112 WD



P125 WD



P135 WD



P258 WD



P258 WDM



P258 WDB

For ACCESSORIES KIT and OPTIONALS, please see at the end of this section.

	P112 WD	P125 WD	P135 WD	P258 WD	P258 WDM	P258 WDB
Model Code	106427	106428	106429	106430	106431	106433
Nr. of motors	1	1	1	2	2	2
Motor code	437598	437598	437598	437598	437598	437598
Stages	2-stage	2-stage	2-stage	2-stage	2-stage	2-stage
Voltage / Frequency (V ; Hz)	220-240 ; 50/60	220-240 ; 50/60	220-240 ; 50/60	220-240 ; 50/60	220-240 ; 50/60	220-240 ; 50/60
Power (W)	1200	1200	1200	2400	2400	2400
Airflow (l/s)	46	46	46	92	92	92
Water lift (mm H ₂ O ; kPa)	2100 ; 21	2100 ; 21	2100 ; 21	2100 ; 21	2100 ; 21	2100 ; 21
Tank capacity (l)	25	35	45	77	77	77
Bag capacity (l)	12	19	19	25	25	25
Tank material	Polyethylene	Polyethylene	Polyethylene	Polypropylene	Polypropylene	Polypropylene
Cable length (m)	10	10	10	7	7	7
Noise level (ISO 11201) (dB)	70	70	70	72	72	72
Weight (Kg)	7	8	12	18,5	18,5	18,5
Sizes (cm)	43x43x64	43x43x84	54x54x82	55x67x104	55x67x104	55x67x104
Accessories kit (code)	223247	223248	223247	223248	223248	223248

WET & DRY

VACUUM CLEANERS



A111 WD



A127 WD



A258 WD



A258 WDM



A258 WDB

For ACCESSORIES KIT and OPTIONALS, please see at the end of this section.

	A111 WD	A127 WD	A258 WD	A258 WDM	A258 WDB
Model Code	106434	106435	106437	106438	106439
Nr. of motors	1	1	2	2	2
Motor code	437598	437598	437598	437598	437598
Stages	2-stage	2-stage	2-stage	2-stage	2-stage
Voltage / Frequency (V ; Hz)	220-240 ; 50/60	220-240 ; 50/60	220-240 ; 50/60	220-240 ; 50/60	220-240 ; 50/60
Power (W)	1200	1200	2400	2400	2400
Airflow (l/s)	46	46	92	92	92
Water lift (mm H ₂ O ; kPa)	2100 ; 21	2100 ; 21	2100 ; 21	2100 ; 21	2100 ; 21
Tank capacity (l)	22	35	77	77	77
Bag capacity (l)	12	19	25	25	25
Tank material	Stainless steel	Stainless steel	Stainless steel	Stainless steel	Stainless steel
Cable length (m)	10	10	7	7	7
Noise level (ISO 11201) (dB)	70	70	72	72	72
Weight (Kg)	7,5	9	20	20	20
Sizes (cm)	43x43x64	43x43x84	55x67x104	55x67x104	55x67x104
Accessories kit (code)	223247	223248	223248	223248	223248

WET & DRY

VACUUM CLEANERS



JOB LINE

Range of 1 or 2 motor vacuum cleaners, available with plastic or stainless steel tank. Versions with fixed trolley and optional draining hose kit are available to facilitate operations emptying. The front squeegee accessory is also available to easily suck up liquids on large surfaces. In some models there is a tilting trolley for more practical emptying.

Accessories are available with Ø 37/40/50 mm.



Optional front squeegee



P211 WD



P225 WD



P358.3 WD



P358.3 WDM
P358.4 WDM



P358.3 WDB
P358.4 WDB

For ACCESSORIES KIT and OPTIONALS, please see at the end of this section.

	P211 WD	P225 WD	P358.3 WD	P358.3 WDM	P358.4 WDM	P358.3 WDB	P358.4 WDB
Model Code	107565	107566	107567	107568	107569	107570	107571
Nr. of motors	1	1	2	2	2	2	2
Motor code	443460	443460	443460	443460	443458	443460	443458
Stages	2-stage	2-stage	2-stage	2-stage	2-stage	2-stage	2-stage
Voltage / Frequency (V ; Hz)	220-240 ; 50/60	220-240 ; 50/60	220-240 ; 50/60	220-240 ; 50/60	220-240 ; 50/60	220-240 ; 50/60	220-240 ; 50/60
Power (W)	1000	1000	2000	2000	2200	2000	2200
Airflow (l/s)	52	52	104	104	108	104	108
Water lift (mm H ₂ O ; kPa)	2100 ; 21	2100 ; 21	2100 ; 21	2100 ; 21	2300 ; 23	2100 ; 21	2300 ; 23
Tank capacity (l)	22	35	77	77	77	77	77
Bag capacity (l)	12	12	25	25	25	25	25
Tank material	Polypropylene	Polyethylene	Polypropylene	Polypropylene	Polypropylene	Polypropylene	Polypropylene
Cable length (m)	10	10	7	7	7	7	7
Noise level (ISO 11201) (dB)	70	70	72	72	72	72	72
Weight (Kg)	6,5	8	18,5	18,5	18,5	18,5	18,5
Sizes (cm)	40x38x57	43x43x84	55x67x104	55x67x104	55x67x104	55x67x104	55x67x104
Accessories kit (code)	225438	225439	225439	225439	225439	225439	225439

WET & DRY

VACUUM CLEANERS



A211 WD



A227 WD



A358.3 WD



A358.3 WDM
A358.4 WDM



A358.3 WDB
A358.4 WDB

For ACCESSORIES KIT and OPTIONALS, please see at the end of this section.

	A211 WD	A227 WD	A358.3 WD	A358.3 WDM	A358.4 WDM	A358.3 WDB	A358.4 WDB
Model Code	107573	107574	107575	107576	107550	107577	107578
Nr. of motors	1	1	2	2	2	2	2
Motor code	443460	443460	443460	443460	443458	443460	443458
Stages	2-stage	2-stage	2-stage	2-stage	2-stage	2-stage	2-stage
Voltage / Frequency (V ; Hz)	220-240 ; 50/60	220-240 ; 50/60	220-240 ; 50/60	220-240 ; 50/60	220-240 ; 50/60	220-240 ; 50/60	220-240 ; 50/60
Power (W)	1000	1000	2000	2000	2200	2000	2200
Airflow (l/s)	52	52	104	104	108	104	108
Water lift (mm H ₂ O ; kPa)	2100 ; 21	2100 ; 21	2100 ; 21	2100 ; 21	2300 ; 23	2100 ; 21	2300 ; 23
Tank capacity (l)	22	35	77	77	77	77	77
Bag capacity (l)	12	19	25	25	25	25	25
Tank material	Stainless steel	Stainless steel	Stainless steel	Stainless steel	Stainless steel	Stainless steel	Stainless steel
Cable length (m)	10	10	7	7	7	7	7
Noise level (ISO 11201) (dB)	70	70	72	72	72	72	72
Weight (Kg)	7,5	9	20	20	20	20	20
Sizes (cm)	40x38x57	43x43x84	55x67x104	55x67x104	55x67x104	55x67x104	55x67x104
Accessories kit (code)	225438	225439	225439	225439	225439	225439	225439

WET & DRY

VACUUM CLEANERS



JOB XP

Vacuum cleaners with 1 or 2 motors with polyethylene tanks; a particularly robust material suitable for the most demanding applications.

Models XP80 and XP110 are equipped with a drain hose, accessories holder and a special opening for washing the tank.



XP230 WD




XP260 WD



XP280 WD



XP2110.2 WD



Draining kit

For ACCESSORIES KIT and OPTIONALS, please see at the end of this section.

	XP230 WD	XP260 WD	XP280 WD	XP2110.2 WD
Model Code	108913	108914	108915	108916
Nr. of motors	1	1	1	2
Motor code	443460	443460	443460	443458
Stages	2-stage	2-stage	2-stage	2-stage
Voltage / Frequency (V ; Hz)	220-240 ; 50/60	220-240 ; 50/60	220-240 ; 50/60	220-240 ; 50/60
Power (W)	1000	1000	1000	2200
Airflow (l/s)	52	52	52	108
Water lift (mm H ₂ O ; kPa)	2100 ; 21	2100 ; 21	2100 ; 21	2300 ; 23
Tank capacity (l)	30	60	80	110
Bag capacity (l)	19	19	25	25
Tank material	Polyethylene	Polyethylene	Polyethylene	Polyethylene
Cable length (m)	10	10	10	7
Noise level (ISO 11201) (dB)	72	72	72	72
Weight (Kg)	10	12	15	21
Sizes (cm)	43x45x65	43x45x90	61x48x94	67x51x96
Accessories kit (code)	225438	225438	225439	225439



WET & DRY

VACUUM CLEANERS

JOB LINE EXTRACT

Powerful and versatile multifunctional injection and extraction machines. They can also be used as wet & dry vacuum cleaners.

The large capacity tanks allow rapid and continuous use.



JOB P12



JOB P25



JOB A27



JOB A58.3
JOB A58.3 DP
JOB CAR

For ACCESSORIES KIT and OPTIONALS, please see at the end of this section.

	JOB P12	JOB P25	JOB A27	JOB A58.3	JOB A58.3 DP	JOB CAR
Model Code	107804	107805	107842	107814	107812	107841
Nr. of motors	1	1	1	2	2	2
Motor code	417803	417803	417803	443460	443460	443460
Stages	1-stage	1-stage	1-stage	2-stage	2-stage	2-stage
Voltage / Frequency (V ; Hz)	230-240 ; 50/60	230-240 ; 50/60	230-240 ; 50/60	230-240 ; 50/60	230-240 ; 50/60	230-240 ; 50/60
Power (W)	1100	1100	1100	2000	2000	2000
Airflow (l/s)	45	45	45	100	100	100
Vacuum (kPa)	17	17	17	22	22	22
Water lift (mm H ₂ O)	-	-	-	-	-	2200
Tank capacity (l)	25	35	35	77	77	77
Detergent capacity (l)	4	8	8	25	25	25
Pump pressure - Water flow (atm - l/m)	4 - 1	4 - 1	4-1	3,8 - 6	8 - 1,8	4 - 1
Cable length (m)	7	7	7	7	7	7
Noise level (ISO 11201) (dB)	70	70	70	71	71	71
Weight (Kg)	6	8	9	22	22	22
Sizes (cm)	40x38x57	43x43x84	43x43x84	55x76x102	55x76x102	55x76x102
Accessories kit (code)	204632	204632	204633	204633	204633	204633

WET & DRY

VACUUM CLEANERS



PRIME LINE

Range of 1, 2 or 3 motor vacuum cleaners, available with plastic or stainless steel tank. Versions with fixed trolley and draining hose kit are available to facilitate operations emptying. The front squeegee accessory is also available to easily suck up liquids on large surfaces. In some models there is a tilting trolley for more practical emptying. Accessories are available with Ø 37/40/50 mm.



P611 WD



P612 WD



P625 WD



P627 WD



P640 WDM



P650.2 WDM S



P650.3 WDM S

For ACCESSORIES KIT and OPTIONALS, please see at the end of this section.

	P611 WD	P612 WD	P625 WD	P627 WD	P640 WDM	P650.2 WDM S	P650.3 WDM S
Model Code	108271	108261	108263	108272	108346	108264	108265
Nr. of motors	1	1	1	1	1	2	3
Motor code	437598	437598	437598	437598	437598	437598	443460
Stages	2-stage	2-stage	2-stage	2-stage	2-stage	2-stage	2-stage
Voltage / Frequency (V ; Hz)	220-240 ; 50/60	220-240 ; 50/60	220-240 ; 50/60	220-240 ; 50/60	220-240 ; 50/60	220-240 ; 50/60	220-240 ; 50/60
Power (W)	1200	1200	1200	1200	1200	2400	3000
Airflow (l/s)	46	46	46	46	46	90	110
Water lift (mm H ₂ O ; kPa)	2100 ; 21	2100 ; 21	2100 ; 21	2100 ; 21	2100 ; 21	2100 ; 21	2100 ; 21
Tank capacity (l)	22	25	35	35	60	65	65
Bag capacity (l)	12	12	19	19	19	25	25
Tank material	Polypropylene	Polyethylene	Polyethylene	Polypropylene	Polyethylene	Polypropylene	Polypropylene
Cable length (m)	7	7	7	7	7	10	10
Noise level (ISO 11201) (dB)	70	70	70	70	70	72	73
Weight (Kg)	7	8	8	8	14	20	22
Sizes (cm)	43x43x64	43x43x64	43x43x84	43x43x84	43x43x84	55x67x104	55x67x104
Accessories kit (code)	223247	223247	223248	223248	223248	223248	223248

WET & DRY

VACUUM CLEANERS



A611 WD



A627 WD



A650.2 WD



A650.2 WDM S



A650.3 WDM S

For ACCESSORIES KIT and OPTIONALS, please see at the end of this section.

	A611 WD	A627 WD	A650.2 WD	A650.2 WDM S	A650.3 WDM S
Model Code	108274	108275	108347	108276	108277
Nr. of motors	1	1	2	2	3
Motor code	437598	437598	437598	437598	443460
Stages	2-stage	2-stage	2-stage	2-stage	2-stage
Voltage / Frequency (V ; Hz)	220-240 ; 50/60	220-240 ; 50/60	220-240 ; 50/60	220-240 ; 50/60	220-240 ; 50/60
Power (W)	1200	1200	2400	2400	3000
Airflow (l/s)	46	46	90	90	110
Water lift (mm H ₂ O ; kPa)	2100 ; 21	2100 ; 21	2100 ; 21	2100 ; 21	2100 ; 21
Tank capacity (l)	22	35	65	65	65
Bag capacity (l)	12	19	25	25	25
Tank material	Stainless steel	Stainless steel	Stainless steel	Stainless steel	Stainless steel
Cable length (m)	7	7	10	10	10
Noise level (ISO 11201) (dB)	70	70	72	72	73
Weight (Kg)	7,5	9	22	22	22
Sizes (cm)	43x43x64	43x43x84	55x67x104	55x67x104	55x67x104
Accessories kit (code)	223247	223248	223248	223248	223248

WET & DRY

VACUUM CLEANERS



PRO TEAM LINE

Range of 1, 2 or 3 motor vacuum cleaners, available with plastic or stainless steel tank. Versions with fixed trolley and draining hose kit are available to facilitate operations emptying. The front squeegee accessory is also available to easily suck up liquids on large surfaces. In some models there is a tilting trolley for more practical emptying. Accessories are available with Ø 37/40/50 mm.



P511 WD



P512 WD



P525 WD



P527 WD



P540 WDM



P750.2 WDM S



P750.3 WDM S

For ACCESSORIES KIT and OPTIONALS, please see at the end of this section.

	P511 WD	P512 WD	P525 WD	P527 WD	P540 WDM	P750.2 WDM S	P750.3 WDM S
Model Code	108022	108253	108251	108028	108343	108407	108408
Nr. of motors	1	1	1	1	1	2	3
Motor code	443460	443460	443460	443460	443460	443460	443460
Stages	2-stage	2-stage	2-stage	2-stage	2-stage	2-stage	2-stage
Voltage / Frequency (V ; Hz)	220-240 ; 50/60	220-240 ; 50/60	220-240 ; 50/60	220-240 ; 50/60	220-240 ; 50/60	220-240 ; 50/60	220-240 ; 50/60
Power (W)	1000	1000	1000	1000	1000	2000	3000
Airflow (l/s)	52	52	52	52	52	104	147
Water lift (mm H ₂ O ; kPa)	2100 ; 21	2100 ; 21	2100 ; 21	2100 ; 21	2100 ; 21	2100 ; 21	2100 ; 21
Tank capacity (l)	22	25	35	35	60	65	65
Bag capacity (l)	12	12	19	19	19	25	25
Tank material	Polypropylene	Polyethylene	Polyethylene	Polypropylene	Polyethylene	Polypropylene	Polypropylene
Cable length (m)	7	7	7	7	7	10	10
Noise level (ISO 11201) (dB)	70	70	70	70	70	72	73
Weight (Kg)	7	8	8	8	14	20	22
Sizes (cm)	43x43x64	43x43x64	43x43x84	43x43x84	55x67x104	55x67x104	55x67x104
Accessories kit (code)	225438	225438	225439	225439	225439	225439	225439

WET & DRY

VACUUM CLEANERS



A511 WD



A527 WD



A750.2 WD



A750.2 WDM S



A750.3 WDM S

For ACCESSORIES KIT and OPTIONALS, please see at the end of this section.

	A511 WD	A527 WD	A750.2 WD	A750.2 WDM S	A750.3 WDM S
Model Code	108026	108030	108409	108326	108327
Nr. of motors	1	1	2	2	3
Motor code	443460	443460	443460	443460	443460
Stages	2-stage	2-stage	2-stage	2-stage	2-stage
Voltage / Frequency (V ; Hz)	220-240 ; 50/60	220-240 ; 50/60	220-240 ; 50/60	220-240 ; 50/60	220-240 ; 50/60
Power (W)	1000	1000	2000	2000	3000
Airflow (l/s)	52	52	104	104	147
Water lift (mm H ₂ O ; kPa)	2100 ; 21	2100 ; 21	2100 ; 21	2100 ; 21	2100 ; 21
Tank capacity (l)	22	35	65	65	65
Bag capacity (l)	12	19	25	25	25
Tank material	Stainless steel	Stainless steel	Stainless steel	Stainless steel	Stainless steel
Cable length (m)	7	7	10	10	10
Noise level (ISO 11201) (dB)	70	70	72	72	73
Weight (Kg)	7,5	9	22	22	22
Sizes (cm)	43x43x64	43x43x84	55x67x104	55x67x104	55x67x104
Accessories kit (code)	225438	225439	225439	225439	225439

WET & DRY

VACUUM CLEANERS



PRO TEAM XP

Vacuum cleaners with 1, 2 or 3 motors with polyethylene tanks; a particularly robust material suitable for the most demanding applications.

Models XP580 and XP7110 are equipped with a drain hose, accessories holder and a special opening for washing the tank.



XP530 WD



XP560 WD



XP580 WD



XP7110.2 WD



XP7110.3 WD




Draining kit

For ACCESSORIES KIT and OPTIONALS, please see at the end of this section.

	XP530 WD	XP560 WD	XP580 WD	XP7110.2 WD	XP7110.3 WD
Model Code	108912	108911	108910	108904	108905
Nr. of motors	1	1	1	2	3
Motor code	443460	443460	443460	443460	443460
Stages	2-stage	2-stage	2-stage	2-stage	2-stage
Voltage / Frequency (V ; Hz)	220-240 ; 50/60	220-240 ; 50/60	220-240 ; 50/60	220-240 ; 50/60	220-240 ; 50/60
Power (W)	1000	1000	1000	2000	3000
Airflow (l/s)	52	52	52	104	147
Water lift (mm H ₂ O ; kPa)	2100 ; 21	2100 ; 21	2100 ; 21	2100 ; 21	2100 ; 21
Tank capacity (l)	30	60	80	110	110
Bag capacity (l)	19	19	25	25	25
Tank material	Polyethylene	Polyethylene	Polyethylene	Polyethylene	Polyethylene
Cable length (m)	7	7	7	10	10
Noise level (ISO 11201) (dB)	70	70	70	72	73
Weight (Kg)	12	15	19	23	25
Sizes (cm)	43x45x65	43x45x90	61x48x94	67x51x96	67x51x96
Accessories kit (code)	225438	225438	225439	225439	225439



TEAM A550.2 WDM S



WET & DRY

VACUUM CLEANERS



TEAM LINE

Range of 1, 2 or 3 motor vacuum cleaners, available with plastic or stainless steel tank. Versions with fixed trolley and draining hose kit are available to facilitate operations emptying. The front squeegee accessory is also available to easily suck up liquids on large surfaces. In some models there is a tilting trolley for more practical emptying. Accessories are available with Ø 37/40/50 mm.



P511 WD



P512 WD



P525 WD



P527 WD



P540 WDM



P550.2 WDM S



P550.3 WDM S

For ACCESSORIES KIT and OPTIONALS, please see at the end of this section.

	P511 WD	P512 WD	P525 WD	P527 WD	P540 WDM	P550.2 WDM S	P550.3 WDM S
Model Code	108022	108253	108251	108028	108343	108032	108034
Nr. of motors	1	1	1	1	1	2	3
Motor code	443460	443460	443460	443460	443460	443460	443460
Stages	2-stage	2-stage	2-stage	2-stage	2-stage	2-stage	2-stage
Voltage / Frequency (V ; Hz)	220-240 ; 50/60	220-240 ; 50/60	220-240 ; 50/60	220-240 ; 50/60	220-240 ; 50/60	220-240 ; 50/60	220-240 ; 50/60
Power (W)	1000	1000	1000	1000	1000	2000	3000
Airflow (l/s)	52	52	52	52	52	104	147
Water lift (mm H ₂ O ; kPa)	2100 ; 21	2100 ; 21	2100 ; 21	2100 ; 21	2100 ; 21	2100 ; 21	2100 ; 21
Tank capacity (l)	22	25	35	35	60	65	65
Bag capacity (l)	12	12	19	19	19	25	25
Tank material	Polypropylene	Polyethylene	Polyethylene	Polypropylene	Polyethylene	Polypropylene	Polypropylene
Cable length (m)	7	7	7	7	7	10	10
Noise level (ISO 11201) (dB)	70	70	70	70	70	72	73
Weight (Kg)	7	8	8	8	14	20	22
Sizes (cm)	43x43x64	43x43x64	43x43x84	43x43x84	55x67x104	55x67x104	55x67x104
Accessories kit (code)	225438	225438	225439	225439	225439	225439	225439

WET & DRY

VACUUM CLEANERS



A511 WD



A527 WD



SHIFT&CLEAN

TEAM LINE has an innovative cleaning system of the cartridge filter available in the models with 2 or 3 motors, both with plastic and steel tank.



A550.2 WD



A550.2 WDM S



A550.3 WDM S

For ACCESSORIES KIT and OPTIONALS, please see at the end of this section.

	A511 WD	A527 WD	A550.2 WD	A550.2 WDM S	A550.3 WDM S
Model Code	108026	108030	108344	108036	108267
Nr. of motors	1	1	2	2	3
Motor code	443460	443460	443460	443460	443460
Stages	2-stage	2-stage	2-stage	2-stage	2-stage
Voltage / Frequency (V ; Hz)	220-240 ; 50/60	220-240 ; 50/60	220-240 ; 50/60	220-240 ; 50/60	220-240 ; 50/60
Power (W)	1000	1000	2000	2000	3000
Airflow (l/s)	52	52	104	104	147
Water lift (mm H ₂ O ; kPa)	2100 ; 21	2100 ; 21	2100 ; 21	2100 ; 21	2100 ; 21
Tank capacity (l)	22	35	65	65	65
Bag capacity (l)	12	19	25	25	25
Tank material	Stainless steel	Stainless steel	Stainless steel	Stainless steel	Stainless steel
Cable length (m)	7	7	10	10	10
Noise level (ISO 11201) (dB)	70	70	72	72	73
Weight (Kg)	7,5	9	22	22	22
Sizes (cm)	43x43x64	43x43x84	55x67x104	55x67x104	55x67x104
Accessories kit (code)	225438	225439	225439	225439	225439

WET & DRY

VACUUM CLEANERS



TEAM XP

Vacuum cleaners with 1, 2 or 3 motors with polyethylene tanks; a particularly robust material suitable for the most demanding applications.

Models XP580 and XP5110 are equipped with a drain hose, accessories holder and a special opening for washing the tank.



SHIFT & CLEAN



XP530 WD



XP560 WD

SHIFT & CLEAN SYSTEM available in the models with 2 or 3 motors.



Draining kit



XP580 WD



XP5110.2 WD



XP5110.3 WD

For ACCESSORIES KIT and OPTIONALS, please see at the end of this section.

	XP530 WD	XP560 WD	XP580 WD	XP5110.2 WD	XP5110.3 WD
Model Code	108912	108911	108910	108903	108881
Nr. of motors	1	1	1	2	3
Motor code	443460	443460	443460	443460	443460
Stages	2-stage	2-stage	2-stage	2-stage	2-stage
Voltage / Frequency (V ; Hz)	220-240 ; 50/60	220-240 ; 50/60	220-240 ; 50/60	220-240 ; 50/60	220-240 ; 50/60
Power (W)	1000	1000	1000	2000	3000
Airflow (l/s)	52	52	52	104	147
Water lift (mm H ₂ O ; kPa)	2100 ; 21	2100 ; 21	2100 ; 21	2100 ; 21	2100 ; 21
Tank capacity (l)	30	60	80	110	110
Bag capacity (l)	19	19	25	25	25
Tank material	Polyethylene	Polyethylene	Polyethylene	Polyethylene	Polyethylene
Cable length (m)	7	7	7	10	10
Noise level (ISO 11201) (dB)	70	70	70	72	73
Weight (Kg)	12	15	19	23	25
Sizes (cm)	43x45x65	43x45x90	61x48x94	67x51x96	67x51x96
Accessories kit (code)	225438	225438	225439	225439	225439

WET & DRY

VACUUM CLEANERS

TEAM LINE EXTRACT

Powerful and versatile multifunctional injection and extraction machines. They can also be used as wet & dry vacuum cleaners.

The large capacity tanks allow rapid and continuous use.



TEAM P12



TEAM P25



TEAM A50.2

For ACCESSORIES KIT and OPTIONALS, please see at the end of this section.

	TEAM P12	TEAM P25	TEAM A50.2
Model Code	108874	108873	108872
Nr. of motors	1	1	2
Motor code	417803	417803	417803
Stages	1-stage	1-stage	2-stage
Voltage / Frequency (V ; Hz)	230-240 ; 50/60	230-240 ; 50/60	230-240 ; 50/60
Power (W)	1100	1100	2200
Airflow (l/s)	48	48	104
Water lift (mm H ₂ O ; kPa)	1700 - 17	1700 - 17	2100 - 21
Tank capacity (l)	25	35	65
Detergent capacity (l)	4	8	25
Pump pressure - Water lift (atm - l/m)	4 - 1	4 - 1	4 - 1
Tank material	Polyethylene	Polyethylene	Stainless steel
Cable length (m)	7	7	10
Noise level (ISO 11201) (dB)	70	70	71
Weight (Kg)	7	8	22
Sizes (cm)	43x43x64	43x43x84	55x67x104
Accessories kit (code)	204632	204632	204633

WET & DRY

KIT



KIT Atom Plus Ø 32 mm

- 446898 - Multiuse brush (W&D)
- 442804 - Flat lance with integrated small brush
- 446828 - 3 pieces aluminium tubes
- 446896 - Flex hose complete
- 450712 - Brush for liquids



225438 - KIT Ø 37 mm

- 417475 - Suction hose + cuff
- 427888 - Plastic bent handle
- 401075 - Chromed extension wand
- 417701 - Flat lance
- 416978 - Small brush
- 442978 - Combined brush
- 442874 - Squeegee body + wheels
- 401083 - Squeegee insert



223247 - KIT Ø 37 mm

- 417475 - Suction hose + cuff
- 427888 - Plastic bent handle
- 401075 - Chromed extension wand
- 417701 - Flat lance
- 417837 - Round brush
- 442874 - Squeegee body + wheels
- 401082 - Brush insert
- 401083 - Squeegee insert



204650 - KIT WET/A Ø 37 mm

- 427894 - Suction hose + cuff
- 401075 - Chromed extension wand
- 400566 - Chromed bent handle
- 417734 - Rotating cuff
- 417701 - Flat lance
- 417837 - Round brush
- 416978 - Small brush
- 444786 - Brush/Squeegee body
- 444788 - Brush insert
- 444787 - Squeegee insert
- 444789 - Carpet insert



204651 - KIT WET/P Ø 37 mm

- 417739 - Sleeve
- 427894 - Suction hose + cuff
- 444795 - Plastic extension wand
- 427888 - Plastic bent handle
- 417701 - Flat lance
- 417837 - Round brush
- 416978 - Small brush
- 444786 - Brush/Squeegee body
- 444788 - Brush insert
- 444787 - Squeegee insert
- 444789 - Carpet insert



217763 - KIT QUICK Ø 37 mm

- 417475 - Suction hose + cuff
- 417734 - Rotating cuff
- 417226 - Brush body + wheels
- 417612 - Floor brush insert
- 417608 - Squeegee insert
- 417701 - Flat lance
- 416978 - Small brush
- 417837 - Round brush
- 400566 - Chromed handle
- 401075 - Chromed ext. wand



217801 - KIT Quick Ø 40 mm

- 401068 - Suction hose
- 401072 - Plastic tube
- 401069 - Chromed "S" handle
- 401024 - Flat lance
- 401026 - Round brush
- 440262 - Squeegee
- 401070 - Brush nozzle



225439 - KIT Ø 40 mm

- 401068 - Suction hose
- 401069 - Chromed "S" handle
- 401024 - Flat lance
- 401026 - Round brush
- 440262 - Squeegee
- 401070 - Brush nozzle



223248 - KIT Ø 40 mm

- 447883 - Suction hose
- 439434 - Plastic bent handle
- 401072 - Plastic tube
- 401024 - Flat lance
- 401026 - Round brush
- 438402 - Brush/Squeegee body
- 438403 - Brush insert
- 438404 - Squeegee insert

WET & DRY

KIT AND MOTORS



- 204637 - KIT Ø 50 mm**
 417480 - Flex hose
 400992 - Plastic cuff
 417157 - Black reduction
 401025 - Flat lance
 401027 - Round brush
 417921 - "S" Suction tube for nozzle
 418105 - Adjustable W&D nozzle
 417952 - Reducer 90>50



- 204632 - KIT EXTRACT Ø 37 mm**
 226162 - Flex hose + cuff + tube 4x6
 226163 - Extension wand + tube
 417701 - Flat lance
 417837 - Round brush
 416978 - Small brush
 417718 - Rotating cuff + throat
 444786 - Brush body
 444787 - Squeegee insert
 444788 - Brush insert
 444789 - Carpet insert
 226165 - Floor tool M type
 444791 - Complete slide x tool M type
 226164 - Complete upholstery tool M type
 416934 - Plastic male connection



- 204633 - KIT EXTRACT Ø 40 mm**
 204698 - Upholstery tool
 401068 - Suction hose
 416880 - Steel fast female connector
 416922 - Steel fast male connector
 418210 - Black Extraflex Tube 6x8
 417414 - Plastic clamp 9x260
 400999 - Black suction hose EVA
 412455 - Muff
 400991 - Rubber sleeve EVA
- OPTIONALS
 204697 - Inject/Extrac. brush
 204551 - Carpet suction kit



Front squeegee accessory (Optional - Available for all models with tilting trolley or for polyethylene tanks with 80, 100, 110 lt).



Tilting trolley (available on FAST, TOP, EASY and JOB LINE).



446849
1-STAGE - 1200W



437598
2-STAGE V4J - 1200W



443460
2-STAGE A - 1000W



443458
2-STAGE - 1100W



417803
1-STAGE - 1100W



417804
1-STAGE - 1200W

WET & DRY

ACCESSORIES



















			SILENT LINE							QUICK LINE			
			ATOM PLUS	WET P11	WET P12	WET P25	WET P35	WET A11	WET A27	Quick P30	Quick P60	Quick P80	Quick P100
	405443	Paper bag	-	◇	◇	-	-	◇	-	-	-	-	-
	443004	Microfiber bag	-	•	•	-	-	•	-	-	-	-	-
	405431	Paper bag	-	-	-	◇	◇	-	◇	◇	-	-	
	443005	Microfiber bag	-	-	-	•	•	-	•	◇	◇	-	-
	405430	Paper bag	-	-	-	-	-	-	-	-	◇	◇	
	443001	Microfiber bag	-	-	-	-	-	-	-	-	◇	◇	
	442808	Paper bag	◇	-	-	-	-	-	-	-	-	-	
	204652	Cloth filter	-	•	•	•	•	•	•	◇	◇	◇	◇
	405436	Cartridge filter	-	◇	◇	◇	◇	◇	◇	-	-	-	-
	405436	Cartridge filter	-	-	-	-	-	-	-	•	•	•	•
	405433	Washable cartridge filter	-	◇	◇	◇	◇	◇	◇	◇	◇	◇	◇
	405434	HEPA Cartridge filter	-	◇	◇	◇	◇	◇	◇	-	-	-	-
	428680	HEPA Cartridge filter	-	-	-	-	-	-	-	◇	◇	◇	◇
	446861	HEPA Cartridge filter	•	-	-	-	-	-	-	-	-	-	-
	405429	Sponge filter	-	•	•	•	•	•	•	•	•	•	•
	405432	Nylon filter	-	◇	◇	◇	◇	◇	◇	◇	◇	◇	◇
	204571	Front squeegee	-	-	-	-	-	-	-	-	-	◇	◇
	-	Draining kit	-	-	-	-	-	-	-	-	-	•	•

• standard / ◇ optional / - not available

WET & DRY

ACCESSORIES

		FAST LINE											TOP LINE																									
		P411 WD	P425 WD	P440 WDM	P458 WD	P458 WDM	P458 WDB	A411 WD	A427 WD	A458.1 WDM	A458 WD	A458.2 WDM	A458 WDB	A458.50 WDM	A458.50 WDB	P11 WD	P25 WD	P25 WD 1300	P40 WDM	P58.3 WD	P58.3 WDM	P58.4 WDM	P58.3 WDB	P58.4 WDB	A11 WD	A27 WD	A58 WDM	A58.3 WD	A58.4 WD	A58.3 WDM	A58.4 WDM	A58.3 WDB	A58.4 WDB	A58.4.50 WDM	A58.4.50 WDB			
	405443 Paper bag	◇	-	-	-	-	◇	-	-	-	-	-	-	-	◇	-	-	-	-	-	-	-	-	-	◇	-	-	-	-	-	-	-	-	-	-	-	-	
	443004 Microfiber bag	◇	-	-	-	-	◇	-	-	-	-	-	-	-	◇	-	-	-	-	-	-	-	-	-	◇	-	-	-	-	-	-	-	-	-	-	-	-	
	405431 Paper bag	-	◇	◇	-	-	-	◇	-	-	-	-	-	-	-	◇	◇	◇	-	-	-	-	-	-	-	◇	-	-	-	-	-	-	-	-	-	-	-	
	443005 Microfiber bag	-	◇	◇	-	-	-	◇	-	-	-	-	-	-	-	◇	◇	◇	-	-	-	-	-	-	-	◇	-	-	-	-	-	-	-	-	-	-	-	
	405430 Paper bag	-	-	-	◇	◇	◇	-	-	◇	◇	◇	◇	-	-	-	-	-	◇	◇	◇	◇	◇	◇	-	-	◇	◇	◇	◇	◇	◇	◇	◇	◇	◇	-	-
	443001 Microfiber bag	-	-	-	◇	◇	◇	-	-	◇	◇	◇	◇	-	-	-	-	-	◇	◇	◇	◇	◇	◇	-	-	◇	◇	◇	◇	◇	◇	◇	◇	◇	◇	-	-
	204652 Cloth filter	•	•	•	-	-	-	•	•	-	-	-	-	-	-	•	•	•	•	-	-	-	-	-	•	•	-	-	-	-	-	-	-	-	-	-	-	
	204578 Cloth filter	-	-	-	-	-	-	-	-	•	-	-	-	-	-	-	-	-	-	-	-	-	-	-	-	-	-	•	-	-	-	-	-	-	-	-	-	
	204577 Cloth filter	-	-	-	•	•	•	-	-	•	•	•	•	•	-	-	-	-	•	•	•	•	•	•	-	-	•	•	•	•	•	•	•	•	•	•	•	
	405436 Cartridge filter	◇	◇	◇	◇	◇	◇	◇	◇	◇	◇	◇	◇	◇	◇	◇	◇	◇	◇	◇	◇	◇	◇	◇	◇	◇	◇	◇	◇	◇	◇	◇	◇	◇	◇	◇	◇	◇
	405433 Washable cartridge filter	◇	◇	◇	◇	◇	◇	◇	◇	◇	◇	◇	◇	◇	◇	◇	◇	◇	◇	◇	◇	◇	◇	◇	◇	◇	◇	◇	◇	◇	◇	◇	◇	◇	◇	◇	◇	◇
	405434 HEPA Cartridge filter	◇	◇	◇	◇	◇	◇	◇	◇	◇	◇	◇	◇	◇	◇	◇	◇	◇	◇	◇	◇	◇	◇	◇	◇	◇	◇	◇	◇	◇	◇	◇	◇	◇	◇	◇	◇	◇
	405429 Sponge filter	•	•	•	◇	◇	◇	•	•	◇	◇	◇	◇	◇	•	•	•	•	◇	◇	◇	◇	◇	◇	•	•	◇	◇	◇	◇	◇	◇	◇	◇	◇	◇	◇	◇
	405432 Nylon filter	◇	◇	◇	-	-	-	◇	◇	-	-	-	-	-	-	◇	◇	◇	◇	-	-	-	-	-	-	◇	◇	-	-	-	-	-	-	-	-	-	-	-
	417432 Nylon filter	-	-	-	◇	◇	◇	-	-	◇	◇	◇	◇	◇	-	-	-	-	◇	◇	◇	◇	◇	◇	-	-	◇	◇	◇	◇	◇	◇	◇	◇	◇	◇	◇	◇
	204566 Front squeegee	-	-	-	-	◇	◇	-	-	-	-	-	◇	-	-	-	-	-	-	-	◇	◇	◇	◇	-	-	-	-	-	-	-	-	-	◇	◇	-	-	
	204641 Draining kit	-	-	-	-	◇	-	-	-	◇	-	◇	-	-	-	-	-	-	-	-	◇	-	-	-	-	-	◇	-	-	◇	◇	-	-	-	◇	-	-	
	221157 Draining kit	-	-	-	-	◇	-	-	-	-	-	◇	-	◇	-	-	-	-	-	-	-	-	-	◇	◇	-	-	-	-	-	-	-	◇	◇	-	◇	-	

• standard / ◇ optional / - not available

WET & DRY

ACCESSORIES



			EASY LINE										JOB LINE														
			P112 WD	P125 WD	P135 WD	P258 WD	P258 WDM	P258 WDB	A111 WD	A127 WD	A258 WD	A258 WDM	A258 WDB	P211 WD	P225 WD	P358.3 WD	P358.3 WDM	P358.4 WDM	P358.3 WDB	P358.4 WDB	A211 WD	A227 WD	A358.3 WD	A358.3WDM	A358.4 WDM	A358.3 WDB	A358.4 WDB
	405443	Paper bag	◇	-	-	-	-	-	◇	-	-	-	-	◇	-	-	-	-	-	-	◇	-	-	-	-	-	-
	443004	Microfiber bag	◇	-	-	-	-	-	◇	-	-	-	-	◇	-	-	-	-	-	-	◇	-	-	-	-	-	-
	405431	Paper bag	-	◇	◇	-	-	-	-	◇	-	-	-	-	◇	-	-	-	-	-	-	◇	-	-	-	-	-
	443005	Microfiber bag	-	◇	◇	-	-	-	-	◇	-	-	-	-	◇	-	-	-	-	-	-	◇	-	-	-	-	-
	405430	Paper bag	-	-	-	◇	◇	◇	-	-	◇	◇	◇	-	-	◇	◇	◇	◇	◇	◇	-	-	◇	◇	◇	◇
	443001	Microfiber bag	-	-	-	◇	◇	◇	-	-	◇	◇	◇	-	-	◇	◇	◇	◇	◇	◇	-	-	◇	◇	◇	◇
	204652	Cloth filter	•	•	•	-	-	-	•	•	-	-	-	•	•	-	-	-	-	-	-	•	•	-	-	-	-
	204577	Cloth filter	-	-	-	•	•	•	-	-	•	•	•	-	-	•	•	•	•	•	-	-	•	•	•	•	•
	405436	Cartridge filter	◇	◇	◇	◇	◇	◇	◇	◇	◇	◇	◇	◇	◇	◇	◇	◇	◇	◇	◇	◇	◇	◇	◇	◇	◇
	405433	Washable cartridge filter	◇	◇	◇	◇	◇	◇	◇	◇	◇	◇	◇	◇	◇	◇	◇	◇	◇	◇	◇	◇	◇	◇	◇	◇	◇
	405434	HEPA cartridge filter	◇	◇	◇	◇	◇	◇	◇	◇	◇	◇	◇	◇	◇	◇	◇	◇	◇	◇	◇	◇	◇	◇	◇	◇	◇
	405429	Sponge filter	•	•	•	◇	◇	◇	•	•	◇	◇	◇	•	•	◇	◇	◇	◇	◇	•	•	◇	◇	◇	◇	◇
	405432	Nylon filter	◇	◇	◇	-	-	-	◇	◇	-	-	-	◇	◇	-	-	-	-	-	◇	◇	-	-	-	-	-
	417432	Nylon filter	-	-	-	◇	◇	◇	-	-	◇	◇	◇	-	-	◇	◇	◇	◇	◇	-	-	◇	◇	◇	◇	◇
	204566	Frontal squeegee	-	-	-	-	◇	◇	-	-	-	-	◇	-	-	-	◇	◇	◇	◇	-	-	-	-	-	◇	◇
	204641	Drain hose kit	-	-	-	◇	◇	-	-	-	◇	◇	-	-	-	-	◇	◇	-	-	-	-	-	◇	◇	-	-
	221157	Drain hose kit	-	-	-	-	-	◇	-	-	-	-	◇	-	-	-	-	-	◇	◇	-	-	-	-	-	◇	◇

• standard / ◇ optional / - not available

WET & DRY

ACCESSORIES




















			TOP XP				JOB XP				PRO TEAM XP				TEAM XP					
			XP30 WD	XP60 WD	XP80 WD	XP110.2 WD	XP230 WD	XP260 WD	XP280 WD	XP2110.2 WD	XP 530 WD	XP560 WD	XP580 WD	XP7110.2 WD	XP7110.3 WD	XP 530 WD	XP560 WD	XP580 WD	XP5110.2 WD	XP5110.3 WD
	405431	Paper bag	◇	◇	-	-	◇	◇	-	-	◇	◇	-	-	-	◇	◇	-	-	-
	443005	Microfiber bag	◇	◇	-	-	◇	◇	-	-	◇	◇	-	-	-	◇	◇	-	-	-
	405430	Paper bag	-	-	◇	◇	-	-	◇	◇	-	-	◇	◇	◇	-	-	◇	◇	◇
	443001	Microfiber bag	-	-	◇	◇	-	-	◇	◇	-	-	◇	◇	◇	-	-	◇	◇	◇
	204652	Cloth filter	•	•	•	-	•	•	•	-	•	•	•	-	-	•	•	•	-	-
	226854	Cloth filter	-	-	-	-	-	-	-	-	-	-	•	•	-	-	-	-	◇	◇
	204577	Cloth filter	-	-	-	•	-	-	•	-	-	-	-	-	-	-	-	-	-	-
	405436	Cartridge filter	◇	◇	◇	◇	◇	◇	◇	◇	◇	◇	-	-	◇	◇	◇	-	-	
	405433	Washable cartridge filter	◇	◇	◇	◇	◇	◇	◇	◇	◇	◇	-	-	◇	◇	◇	-	-	
	405434	HEPA cartridge filter	◇	◇	◇	◇	◇	◇	◇	◇	◇	◇	-	-	◇	◇	◇	-	-	
	228262	Cartridge filter	-	-	-	-	-	-	-	-	-	-	◇	◇	-	-	-	•	•	
	405429	Sponge filter	•	•	•	◇	•	•	•	◇	•	•	•	•	•	•	•	•	•	•
	405432	Nylon filter	◇	◇	◇	-	◇	◇	◇	-	◇	◇	-	-	◇	◇	◇	-	-	
	417432	Nylon filter	-	-	-	◇	-	-	-	◇	-	-	-	◇	◇	-	-	-	◇	◇
	204571	Frontal squeegee	-	-	◇	◇	-	-	◇	◇	-	-	◇	◇	◇	-	-	◇	◇	◇
	221157	Drain hose kit	-	-	•	•	-	-	•	•	-	-	•	•	•	-	-	•	•	•

• standard / ◇ optional / - not available

WET & DRY

ACCESSORIES

		TOP LINE EXTRACT						JOB LINE EXTRACT						TEAM LINE EXTRACT		
		Extract P12	Extract P25	Extract A27	Extract A58.3	Extract A58.3 DP	Extract A58.3 CAR	Extract P12	Extract P25	Extract A27	Extract A58.3	Extract A58.3 DP	Extract A58.3 CAR	Extract P12	Extract P25	Extract A50.2
	405443 Paper bag	◇	-	-	-	-	-	◇	-	-	-	-	-	◇	-	-
	443004 Microfiber bag	•	-	-	-	-	-	•	-	-	-	-	-	•	-	-
	405431 Paper bag	-	◇	◇	-	-	-	-	◇	◇	-	-	-	-	◇	-
	443005 Microfiber bag	-	•	◇	-	-	-	-	•	◇	-	-	-	-	•	-
	405430 Paper bag	-	-	-	◇	◇	◇	-	-	-	◇	◇	◇	-	-	◇
	443001 Microfiber bag	-	-	-	◇	◇	◇	-	-	-	◇	◇	◇	-	-	◇
	204652 Cloth filter	•	•	◇	-	-	-	•	•	◇	-	-	-	•	•	-
	204577 Cloth filter	-	-	-	◇	◇	◇	-	-	-	◇	◇	◇	-	-	-
	448161 Cartridge filter	-	-	-	-	-	-	-	-	-	-	-	-	-	-	•
	405433 Washable cartridge filter	◇	◇	◇	◇	◇	◇	◇	◇	◇	◇	◇	◇	◇	◇	-
	428680 HEPA cartridge filter	◇	◇	◇	◇	◇	◇	◇	◇	◇	◇	◇	◇	◇	◇	-
	405429 Sponge filter	•	•	•	◇	◇	◇	•	•	•	◇	◇	◇	•	•	•
	405432 Nylon filter	◇	◇	◇	-	-	-	◇	◇	◇	-	-	-	◇	◇	-
	417432 Nylon filter	-	-	-	◇	◇	◇	-	-	-	◇	◇	◇	-	-	◇
	204697 Floor tool	-	-	-	◇	◇	◇	-	-	-	◇	◇	◇	-	-	◇
	204551 Carpet tool	-	-	-	◇	◇	◇	-	-	-	◇	◇	◇	-	-	◇
	204641 Drain hose kit	-	-	-	•	•	•	-	-	-	•	•	•	-	-	•

• standard / ◇ optional / - not available



JOB P358 WD

SPECIALS

VACUUM CLEANERS



REMOTE LINE	66
PRO BATTERY	66
CARPET WASHER	66
SABINOX	67
W&D VACUUM CLEANERS WITH PUMP	67

SPECIALS

VACUUM CLEANERS

REMOTE LINE

The remote control vacuum cleaners allow the use of electrical and pneumatic tools thanks to an efficacious suction. By turning on the tool, the vacuum cleaner is turned on automatically, while, when the tool is turned off, the vacuum cleaner stays on for five seconds.



Push-button for cleaning internal cartridge filter.

Socket for tools with a remote control ignition.



P25



QUICK P30



A58.3

PRO BATTERY

Wet & dry battery vacuum cleaner. With 24V power supply, PRO BATTERY combines excellent performance with a 77 liter tank.



PRO BATTERY

CARPET WASHER

Professional injection/extraction machines used to clean carpet floors and rugs. They are an excellent combination of cleaning pressure and dryer with small overall dimensions. Model L18-3S, equipped with a 3-stage motor, is extremely powerful for heavy operations.



L18 / L18-3S

For ACCESSORIES KIT and OPTIONALS, please see at the end of this section.

	P25	QUICK P30	A58.3	PRO BATTERY	L18	L18-3S
Model Code	101095	105140	101093	103750	100982	100983
Nr. of motors	1	1	2	2	1	1
Motor code	443460	417804	443460	411733	422215	417809
Stages	2-stage	1-stage	2-stage	2-stage	2-stage	3-stage
Voltage / Frequency (V ; Hz)	230-240 ; 50/60	230-240 ; 50/60	230-240 ; 50/60	-	230-240 ; 50/60	230-240 ; 50/60
Voltage (Hz)	-	-	-	24	-	-
Power (W)	1000	1200	2000	1200	1200	1400
Max Power (W)	2000	2400	2000	-	-	-
Airflow (l/s)	50	51	100	80 - 288	45-162	46-166
Water lift (kPa)	22	24,5	22	1600 - 16	2200 - 22	3200 - 32
Pression (atm)	-	-	-	-	3,8	3,8
Water flow (l/h)	-	-	-	-	360	360
Tank capacity (l)	35	25	77	77	18	18
Detergent capacity (l)	-	-	-	-	20	20
Autonomy (hour)	-	-	-	1,5	-	-
Cable length (m)	7	7	7	-	-	-
Noise level (ISO 11201) (dB)	70	70	71	68	-	-
Weight (Kg)	8	12	22	36	16	16,5
Sizes (cm)	43x43x84	43x45x75	55x67x104	60x65x156	37x85x78	37x85x78
Accessories kit (code)	204651	217801	204639	217801	204633	204633

SPECIALS

VACUUM CLEANERS

SABINOX



SABINOX



SABINOX WITH ACCESSORY

The sand-blasting machine is suited for localized sand-blasting jobs and surface restoration using a unique recovery system preventing the dispersion into the air of dust or other abrasives.

It can also be used to erase graffiti and to make drawings on surfaces such as glass, marble, etc. The machine has to be connected with a 100 liters (almost) compressor.

PROFESSIONALS



PRO A80 WDB-PE



TOP P80 WD-PE



TOP P100 WD-PE

W&D VACUUM WITH PUMP

Ideal products for sucking and filtering liquid residues. They are equipped with an ejection pump to allow different use operations.



For ACCESSORIES KIT and OPTIONALS, please see at the end of this section.

	SABINOX	PRO A80WDB-PE	TOP P80 WD-PE	TOP P100 WD-PE
Model Code	101098	101058	105004	102250
Nr. of motors	1	2	1	1
Motor code	443460	443460	443458	443458
Stages	2-stage	2-stage	2-stage	2-stage
Voltage / Frequency (V ; Hz)	230-240 ; 50/60	230-240 ; 50/60	230-240 ; 50/60	230-240 ; 50/60
Power (W)	1000	2000	2200	2200
Airflow (l/s)	50	108	59	59
Water lift (kPa)	22	22	25	25
Tank capacity (l)	35	80	80	100
Tank material	Stainless steel	Stainless steel	Polyethylene	Polyethylene
Cable length (m)	7	7	7	7
Noise level (ISO 11201) (dB)	70	73	70	70
Weight (Kg)	16	35	22,5	24,5
Sizes (cm)	43x43x84	55x67x123	5x62x102	55x67x104
Accessories kit (code)	204640	225872	220225	220225

SPECIALS

KIT



- 204651 - KIT WET/P Ø 37 mm**
 427888 - Plastic bent handle
 417739 - Cuff reducer Ø mm 28/32/36
 427894 - Suction hose + cuff
 444795 - Plastic extension wand
 417701 - Flat lance
 417837 - Round brush
 416978 - Small brush
 444786 - Brush body
 444788 - Brush insert
 444787 - Squeegee insert
 444789 - Carpet insert



- 217801 - KIT Quick Ø 40 mm**
 401068 - Suction hose
 401072 - Plastic tube
 401069 - Chromed "S" handle
 401024 - Flat lance
 401026 - Round brush
 440262 - Squeegee
 401070 - Brush nozzle



- 204639 - KIT Complete Remote Ø 40 mm**
 212071 - Complete Flex hose
 401068 - Suction hose
 417730 - "Y" shaped cuff + stopper



- 204633 - KIT EXTRACT Ø 40 mm**
 204698 - Upholstery tool
 401068 - Suction hose
 416880 - Steel fast fem. conn.
 416922 - Steel fast male conn.
 418210 - Extraflex Tube 6x8
 417414 - Plastic clamp 9x260
 400999 - Black suction hose
 412455 - Muff
 400991 - Rubber sleeve

OPTIONALS

- 204697 - Inject/Extract brush
 204551 - Carpet suction kit



- 204640 - KIT Sabinox Ø 40 mm**
 417867 - Pistol
 418210 - Black Extraflex Tube 6x8
 417930 - 1" Straight attach.1/4 m
 417894 - Male rubber holder Ø 12 3/8"
 408904 - Allen screin M 6x16 UNI-5927
 224940 - Refill for brush
 416987 - PVC socket
 417890 - Brush holder
 416876 - Conn. for extraflex tube 6x8
 418224 - Trasp. hose12x18
 417415 - Hose clamp Ø 10x25
 418221 - Tube Ø 40x3 PN 10
 418251 - Nozzle
 401068 - Suction hose 2,5 m
 416931 - T connection



- 225872 - KIT PRO PE Ø 40 mm**
 401068 - Suction hose
 401069 - Chromed "S" handle
 418102 - Registr. Brush w/strip



- 220225 - KIT TOP PE Ø 40 mm**
 401068 - Suction hose
 401024 - Flat lance
 401069 - Chromed "S" handle
 440262 - Squeegee
 401062 - Plastic tube



443460
 2-STAGE A - 1000W



417804
 1-STAGE 1200W



443458
 2-STAGE 1100W



411733
 ACUSTEK 24V

WORKING FIELDS

VACUUM CLEANERS



CLEANING	70
HARDWARE	71
HO.RE.CA.	72
CONSTRUCTIONS	73
AGRICULTURE	74
CARWASH	75

CLEANING

WORKING FIELDS



Complete range of Dry, Wet & Dry vacuum cleaners and extractors. TMB responds to the demands of this market by offering solutions for all needs. Quietness, easy handling, long life combined with highly professional accessories are a guarantee in a sector in which we have always been protagonists.



- | | | | | | | | |
|---|----------------------|---|---------------------|---|-------------------------|---|-------------------------|
|  | ATOM BACKPACK |  | ATOM DRY |  | ATOM PLUS |  | PICCOLO SILENZIO |
|  | DRYVER 10R |  | DRYVER 15REH |  | TEAM P512 |  | TEAM P525 |
|  | TEAM A511 |  | TEAM A527 |  | TEAM EXTRACT P12 | | |



HARDWARE

WORKING FIELDS



The products that TMB offers for this sector stand out for the high level of quality and reliability. Plastic and metal tanks with tilting emptying system. Heads with 1,2 and 3 motors. Reliable and long-lasting with various accessories able to appeal to the most demanding users.



TOP A27 WD



TOP A58.3 WD



TOP A58.3 WDM



TOP A58.3 WDB



P25 WD



P58.2 WD



P58.3 WDM



P58.3 WDB



EXTRACT A58

HO.RE.CA.

WORKING FIELDS



The vacuum cleaner has always been considered a fundamental machine for cleaning all types of floors. This is why TMB offers a large range of products for the HORECA sector. Dry and Wet & Dry with standard equipment. Capacity from 20 to 110 liters, plastic or steel tanks, with motors from 800 W to 3000 W. A solution for all needs.



ATOM DRY



ATOM PLUS



DRYVER LINE



PICCOLO LINE



JOB LINE



EASY LINE



EXTRACT LINE

CONSTRUCTIONS

WORKING FIELDS



Dry and wet & dry vacuum cleaners ideal for the construction sector. Adequate filtration, the REMOTE system allows you to connect electric and pneumatic tools to the vacuum cleaners as well as the liquid evacuation system with a special pump integrated in the tank. A complete solution for all operators.



TEAM P525 WD



TEAM P550.2 WDM S



TEAM XP 5110.3 WD



QUICK P80



REMOTE P25



REMOTE A58.3



REMOTE QUICK P30



PRO BATTERY



PRO A80/PE



AGRICULTURE

WORKING FIELDS



TMB's proposals to meet the needs of this sector combine power, reliability and large dimensions.



PRO TEAM A527 WD



PRO TEAM A750.2 WD



PRO TEAM A750.3 WDM S



PRO TEAM XP7110.3 WD



CAR WASH

WORKING FIELDS



Vacuum cleaners and extractors. The range that TMB offers is wide and of high quality. High power with motor thermal protection, quick draining hose and adequate filtering systems are the main features. Six product ranges all with dedicated accessories lead TMB to play an important role in this sector.



TEAM XP5110.3 WD



TEAM A550.3 WDM S



TOP A58.3 WDM



JOB XP2110.2 WD



JOB P358.3 WDB



EXTRACT TOP CAR



JOB EXTRACT P25



TMB SRL


Via Cà Nova Zampieri 5
37057 San Giovanni Lupatoto (VR) Italy

Tel.: +39 045 8774299

Fax: +39 045 8774245

Website: www.tmbvacuum.com

E-mail: tmb@tmbvac.it



TMB srl reserves the right, at anytime, to make technical and/or equipment modifications without prior notification. The images are shown as reference only and are not binding as to the actual design and/or equipment - Copyright © TMB - CODE 302545 - ENG - June 2020