

Motorscrubber

Operating Motorscrubber

1. Hose off the surface to be cleaned to remove loose dirt
2. Apply soap/cleaning solution to the surface or directly to the scrub disc. You may also mix soap concentrate in a bucket and dip the scrub disc into the bucket
3. Scrub with straight light strokes. You do not have to exert pressure, Motorscrubber will do the work
4. Motorscrubber IS NOT designed for prolonged use under water; it is immersible, but DO NOT submerge for prolonged periods
5. We support the clean water act, and recommend that you do not use caustic or acidic cleaning agents when using the Motorscrubber



CAUTION: Do not use Motorscrubber with flammable cleaning fluids

CAUTION: AUTOMATIC SHUT-OFF
Motorscrubber is equipped with a self-resetting circuit breaker to prevent damage to the motor. If the unit is stalled, the circuit breaker will interrupt the electric power from your 12-volt battery. Remove Motorscrubber from the work surface. The circuit breaker will re-set in 6 to 10 seconds.

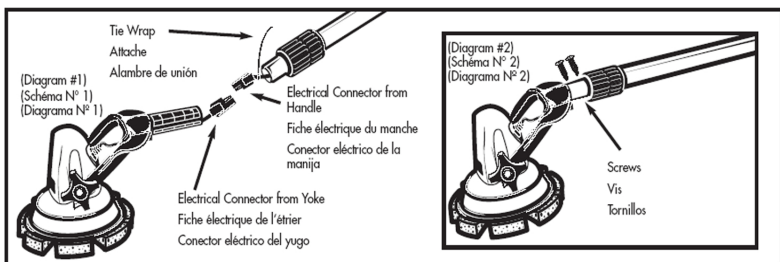
Motorscrubber is a power tool so always use both hands to ensure safe operation

Instructions for handle assembly

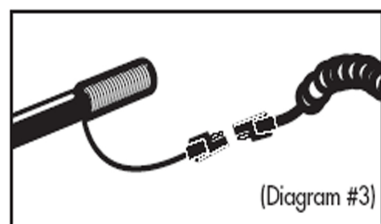
Connect the electrical plug from the yoke to the electrical plug from the end of handle. Push together firmly (Diagram #1)

Coil the tie wrap around the wire and insert it along with the electrical plug connection into the handle. Be certain the electrical plugs are fully locked together

Then insert the yoke into the handle aligning the screw holes (Diagram #2) and insert screws



To operate Motorscrubber using the rechargeable battery, connect the electrical plug from the battery with the electrical plug in the red grip handle (Diagram #3)

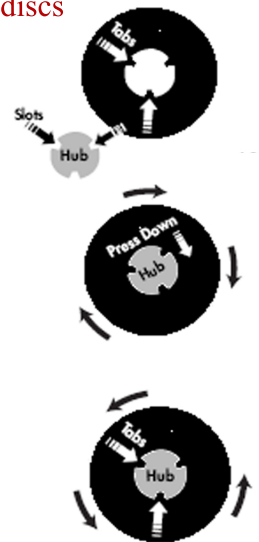


Instructions for installation of discs

Line-up the tabs on the disc with the hub on the bottom of the MotorScrubber

Press down while turning the disc clockwise until it locks in place. Hold hub to prevent rotation

To remove press down on disc and turn it counter clockwise holding hub until tabs are free. Then lift off the disc



Battery information

It is necessary to charge the battery before using your Motorscrubber, and after each use. Charge for a minimum of 20 hours to a maximum of 24 hours

Harness

